


Weekly Stock Market Ownership and Trading Activity Report

Market Reports

Week Ending 24 October 2019



Definitions



Monthly Stock Market Ownership and Trading Activity Report

Definitions


Nationality	Investor Type	Description
Saudi	Individuals*	Saudi Individuals have been classified under 4 categories as defined below:
	- Retail	Retail investors are Saudi individuals , excluding IPIs (see below) and HNWIs.
	- High Net Worth Investors (HNWIs)	HNWIs are Saudi individuals who have had an average portfolio size of SAR 1m (and above) for the preceding 12 months, excluding IPIs (see below).
	- Individual Professional Investors (IPIs)	IPIs are Saudi individuals who have had an average portfolio size of SAR 50m (and above) for the preceding 12 months and a portfolio turnover ratio of not more than 4 times annually.
	- Individual DPMs	Saudi individual investment account in which the manager (Authorized Person) makes the buy/sell decisions for its client without referring to the account owner (based on to the agreed terms between them).
	Institutions	Saudi Institutions have been classified under 4 categories as defined below:
	- Corporates	Saudi company with a commercial registration permitting its investment in the stock market .
	- Mutual Funds	A mutual fund managed by an Authorized Person and licensed by the CMA.
	- Government Related Entities (GREs)	A Government entity or a supranational authority recognized by the CMA.
- Institutional DPMs	Saudi institutional investment account in which the manager (Authorized Person) makes the buy/sell decisions for its client without referring to the account owner (based on to the agreed terms between them).	
GCC	Individuals*	GCC natural person
	Institutions	GCC legal person with a commercial registration certificate (corporate or mutual fund), in addition to GCC government entities.
	GCC DPMs	GCC investment account (institutional or individual) in which the manager (Authorized Person) makes the buy/sell decisions for its client without referring to the account owner (based on to the agreed terms between them).
Foreign	SWAP Holders	Authorized Person with the permission to enter into SWAP agreements to transfer the economic benefits of its ownership of shares in Saudi companies listed on the Saudi Stock Exchange to its non-resident foreign clients.
	Foreign Residents & Others	Investors with a valid residency permit (Iqama) and others (excluding SWAP, QFIs, DPM & Strategic Investors).
	QFIs	Qualified Foreign Institutional investors registered with the CMA in accordance with the QFI Rules, to invest in shares listed on the Saudi Stock Exchange.
	Foreign DPMs	Foreign resident investment account in which the manager (Authorized Person) makes the buy/sell decisions for its client without referring to the account owner (based on to the agreed terms between them).
	Strategic Investors	A foreign legal entity that aims to own a strategic shareholding in listed companies.

*Nomu-Parallel Market Individual Investors

Individuals who fulfill any of the following:

- Conducted transactions not less than SAR 40m, and not less than 10 transaction in each quarter during last 12 months.
- Have an average portfolio size of SAR 5m for the preceding 12 months
- Worked for at least 3 years in financial sectors.
- Hold General Securities Qualification Certificate which is recognized by the Authority.
- Holds professional certificate that is related to securities business and accredited by an internationally recognized entity

Main Market - Value Traded & Ownership Breakdown



Weekly Report - Main Market

Value Traded (by Nationality and Investor Type)

Main Market Value Traded Breakdown - By Nationality and Investor Type							
Nationality	Investor Type	Buy		Sell		Net Value Traded	
		SAR	% of Total Buys	SAR	% of Total Sells	SAR (Buy - Sell)	Difference (% Buy - % Sell)
Saudi	Individuals:						
	Retail	5,273,523,806	38.69%	5,830,194,079	42.78%	-556,670,273	-4.08%
	HNWIs	3,370,704,749	24.73%	3,308,454,273	24.27%	62,250,475	0.46%
	IPIs	629,408,870	4.62%	506,141,577	3.71%	123,267,292	0.90%
	Individual DPMs	192,490,624	1.41%	91,566,511	0.67%	100,924,113	0.74%
	Sub Total (Individuals)	9,466,128,048	69.45%	9,736,356,441	71.44%	-270,228,393	-1.98%
	Institutions:						
	Corporates	834,672,643	6.12%	1,132,571,542	8.31%	-297,898,899	-2.19%
	Mutual Funds	507,587,696	3.72%	736,904,063	5.41%	-229,316,367	-1.68%
	GRE's	2,838,551	0.02%	0	0.00%	2,838,551	0.02%
	Institution DPMs	174,773,568	1.28%	903,795,276	6.63%	-729,021,708	-5.35%
	Sub Total (Institutions)	1,519,872,458	11.15%	2,773,270,881	20.35%	-1,253,398,423	-9.20%
	Total Saudi Investors	10,986,000,506	80.60%	12,509,627,321	91.78%	-1,523,626,816	-11.18%
GCC	Individuals	58,691,489	0.43%	35,436,157	0.26%	23,255,331	0.17%
	Institutions	282,843,078	2.08%	137,304,393	1.01%	145,538,685	1.07%
	GCC DPMs	1,019,457	0.01%	191,894	0.00%	827,563	0.01%
	Total GCC Investors	342,554,024	2.51%	172,932,444	1.27%	169,621,580	1.24%
Foreign	SWAP Holders	52,034,458	0.38%	23,190,696	0.17%	28,843,762	0.21%
	Foreign Residents & Others	153,977,727	1.13%	161,302,392	1.18%	-7,324,665	-0.05%
	QFIs	2,094,961,068	15.37%	762,377,421	5.59%	1,332,583,647	9.78%
	Foreign DPMs	35,704	0.00%	133,210	0.00%	-97,507	0.00%
	Strategic Investor	0	0.00%	0	0.00%	0	0.00%
Total Foreign Investors	2,301,008,956	16.88%	947,003,720	6.95%	1,354,005,236	9.93%	
Grand Total		13,629,563,485	100.00%	13,629,563,485	100.00%		

Weekly Report - Main Market

Value Traded (by Investor Classification)

Main Market Value Traded Breakdown - By Investor Classification						
Investor Classification	Buy		Sell		Net Value Traded	
	SAR	% of Total Buys	SAR	% of Total Sells	SAR (Buy - Sell)	Difference (% Buy - % Sell)
Institutional	4,772,665,715	35.02%	4,294,176,583	31.51%	478,489,132	3.51%
Non-Institutional	8,856,897,770	64.98%	9,335,386,902	68.49%	-478,489,132	-3.51%
Grand Total	13,629,563,485	100.00%	13,629,563,485	100.00%		

Definitions

Institutional:

Refers to investors with institutional behavior including GREs, Saudi Corporates, Saudi Mutual Funds, Saudi and Non-Saudi DPMs, Saudi Individual Professional Investors (IPI), SWAP Holders, Foreign Strategic Partners and Qualified Foreign Investors (QFI).

Non Institutional:

Refers to investors with non-institutional behavior including Saudi Retail Investors, Saudi High Net Worth Investors (HNWI), GCC Individuals and Foreign Residents.

Weekly Report - Main Market

Ownership Value (by Nationality and Investor Type)

Main Market Ownership Breakdown - By Nationality and Investor Type							
Nationality	Investor Type	As of 17 October 2019		As of 24 October 2019		Weekly Change	
		Holding Value (SAR)	Ownership (%)	Holding Value (SAR)	Ownership (%)	Δ Holding Value (SAR)	Δ Ownership (%)
Saudi	Individuals:						
	Retail	68,806,116,620	3.82%	71,542,106,792	3.85%	2,735,990,172	0.03%
	HNWIs	139,306,169,586	7.73%	143,852,014,209	7.74%	4,545,844,623	0.01%
	IPIs	250,162,245,436	13.88%	259,772,364,647	13.98%	9,610,119,211	0.09%
	Individual DPMs	4,220,126,004	0.23%	4,396,029,013	0.24%	175,903,009	0.00%
	Sub Total (Individuals)	462,494,657,646	25.66%	479,562,514,661	25.80%	17,067,857,015	0.14%
	Institutions:						
	Corporates	320,125,799,409	17.76%	330,774,609,366	17.80%	10,648,809,957	0.03%
	Mutual Funds	180,249,658,083	10.00%	188,097,412,992	10.12%	7,847,754,909	0.12%
	GRE's	616,541,892,051	34.21%	628,254,690,081	33.80%	11,712,798,029	-0.41%
	Institution DPMs	30,941,988,052	1.72%	30,690,847,877	1.65%	-251,140,175	-0.07%
	Sub Total (Institutions)	1,147,859,337,595	63.69%	1,177,817,560,316	63.37%	29,958,222,721	-0.33%
Total Saudi Investors	1,610,353,995,241	89.36%	1,657,380,074,977	89.17%	47,026,079,736	-0.19%	
GCC	Individuals	2,241,702,702	0.12%	2,295,162,413	0.12%	53,459,711	0.00%
	Institutions	30,753,589,353	1.71%	32,093,436,164	1.73%	1,339,846,812	0.02%
	GCC DPMs	542,902,052	0.03%	564,481,341	0.03%	21,579,289	0.00%
	Total GCC Investors	33,538,194,107	1.86%	34,953,079,918	1.88%	1,414,885,811	0.02%
Foreign	SWAP Holders	2,950,459,955	0.16%	3,091,508,308	0.17%	141,048,352	0.00%
	Foreign Residents & Others	15,050,704,476	0.84%	15,864,023,088	0.85%	813,318,612	0.02%
	QFIs	101,669,777,153	5.64%	106,623,747,261	5.74%	4,953,970,108	0.09%
	Foreign DPMs	15,809,956	0.00%	16,548,708	0.00%	738,751	0.00%
	Strategic Investor	38,540,579,662	2.14%	40,719,984,240	2.19%	2,179,404,578	0.05%
Total Foreign Investors	158,227,331,203	8.78%	166,315,811,605	8.95%	8,088,480,402	0.17%	
Grand Total		1,802,119,520,551	100.00%	1,858,648,966,500	100.00%	56,529,445,949	

Weekly Report - Main Market

Ownership Value (by Investor Classification)

Main Market Ownership Breakdown - By Investor Classification						
Investor Classification	As of 17 October 2019		As of 24 October 2019		Weekly Change	
	Holding Value (SAR)	Ownership (%)	Holding Value (SAR)	Ownership (%)	Δ Holding Value (SAR)	Δ Ownership (%)
Institutional	1,586,463,435,047	88.03%	1,635,313,726,706	87.98%	48,850,291,659	-0.05%
Non-Institutional	215,656,085,504	11.97%	223,335,239,794	12.02%	7,679,154,290	0.05%
Grand Total	1,802,119,520,551	100.00%	1,858,648,966,500	100.00%	56,529,445,949	

Definitions


Institutional:

Refers to investors with institutional behavior including GREs, Saudi Corporates, Saudi Mutual Funds, Saudi and Non-Saudi DPMs, Saudi Individual Professional Investors (IPI), SWAP Holders, Foreign Strategic Partners and Qualified Foreign Investors (QFI).

Non Institutional:

Refers to investors with non-institutional behavior including Saudi Retail Investors, Saudi High Net Worth Investors (HNWI), GCC Individuals and Foreign Residents.

Nomu-Parallel Market - Value Traded & Ownership Breakdown



Weekly Report – Nomu-Parallel Market

Value Traded (by Nationality, Investor Type, & Classification)

Nomu-Parallel Market Value Traded Breakdown - By Nationality and Investor Type

Nationality	Investor Type	Buy		Sell		Net Value Traded	
		SAR	% of Total Buys	SAR	% of Total Sells	SAR (Buy - Sell)	Difference (% Buy - % Sell)
Saudi	Individuals	33,204,831	93.49%	26,710,052	75.21%	6,494,779	18.29%
	Corporates	686,705	1.93%	3,681,754	10.37%	-2,995,049	-8.43%
	Institution	239,980	0.68%	666,512	1.88%	-426,532	-1.20%
	Total Saudi Investors	34,131,516	96.10%	31,058,318	87.45%	3,073,198	8.65%
GCC	Individuals	0	0.00%	0	0.00%	0	0.00%
	Institutions	0	0.00%	1,878,577	5.29%	-1,878,577	-5.29%
	Total GCC Investors	0	0.00%	1,878,577	5.29%	-1,878,577	-5.29%
Foreign	SWAP Holders	0	0.00%	0	0.00%	0	0.00%
	Foreign Residents	1,383,719	3.90%	1,250,739	3.52%	132,980	0.37%
	QFIs	0	0.00%	1,327,602	3.74%	-1,327,602	-3.74%
	Total Foreign Investors	1,383,719	3.90%	2,578,340	7.26%	-1,194,621	-3.36%
Grand Total		35,515,235	100.00%	35,515,235	100.00%		

Nomu-Parallel Market Value Traded Breakdown - By Investor Classification

Investor Classification	Buy		Sell		Net Value Traded	
	SAR	% of Total Buys	SAR	% of Total Sells	SAR (Buy - Sell)	Difference (% Buy - % Sell)
Institutional	926,685	2.61%	7,554,445	21.27%	-6,627,760	-18.66%
Non-Institutional	34,588,550	97.39%	27,960,790	78.73%	6,627,760	18.66%
Grand Total	35,515,235	100.00%	35,515,235	100.00%		

Institutional:

Refers to investors with institutional behavior including Saudi Corporates and Institutions (GREs & Mutual Funds), GCC Institutions (GREs, Corporate & Mutual Funds), SWAP Holders, and Qualified Foreign Investors (QFI).

Non Institutional:

Refers to investors with non-institutional behavior including Qualified Saudi and GCC Individuals and Qualified Foreign Residents.

Ownership Value (by Nationality, Investor Type, & Classification)

Nomu-Parallel Market Ownership Breakdown - By Nationality and Investor Type							
Nationality	Investor Type	As of 17 October 2019		As of 24 October 2019		Weekly Change	
		Holding Value (SAR)	Ownership (%)	Holding Value (SAR)	Ownership (%)	Δ Holding Value (SAR)	Δ Ownership (%)
Saudi	Individuals	3,249,274,155	93.48%	3,415,416,102	93.74%	166,141,947	0.26%
	Corporates	141,268,741	4.06%	142,521,780	3.91%	1,253,038	-0.15%
	Institution	49,696,249	1.43%	49,589,625	1.36%	-106,624	-0.07%
	Total Saudi Investors	3,440,239,146	98.98%	3,607,527,507	99.01%	167,288,361	0.04%
GCC	Individuals	0	0.00%	0	0.00%	0	0.00%
	Institutions	13,441,883	0.39%	12,621,280	0.35%	-820,603	-0.04%
	Total GCC Investors	13,441,883	0.39%	12,621,280	0.35%	-820,603	-0.04%
Foreign	SWAP Holders	167,284	0.00%	184,687	0.01%	17,403	0.00%
	Foreign Residents	6,020,099	0.17%	7,531,686	0.21%	1,511,587	0.03%
	QFIs	15,920,498	0.46%	15,599,352	0.43%	-321,146	-0.03%
	Total Foreign Investors	22,107,882	0.64%	23,315,725	0.64%	1,207,843	0.00%
Grand Total		3,475,788,910	100.00%	3,643,464,512	100.00%	167,675,602	

Nomu-Parallel Market Ownership Breakdown - By Investor Classification							
Investor Classification	As of 17 October 2019		As of 24 October 2019		Weekly Change		
	Holding Value (SAR)	Ownership (%)	Holding Value (SAR)	Ownership (%)	Δ Holding Value (SAR)	Δ Ownership (%)	
Institutional	220,494,655	6.34%	220,516,723	6.05%	22,068	-0.29%	
Non-Institutional	3,255,294,255	93.66%	3,422,947,789	93.95%	167,653,534	0.29%	
Grand Total	3,475,788,910	100.00%	3,643,464,512	100.00%	167,675,602		

Institutional:

Refers to investors with institutional behavior including Saudi Corporates and Institutions (GREs & Mutual Funds), GCC Institutions (GREs, Corporate & Mutual Funds), SWAP Holders, and Qualified Foreign Investors (QFI).

Non Institutional:

Refers to investors with non-institutional behavior including Qualified Saudi and GCC Individuals and Qualified Foreign Residents.

السوق المالية السعودية
Saudi Stock Exchange

تداول
Tadawul

Thank you

