


Weekly Stock Market Ownership and Trading Activity Report

Market Reports

Week Ending 23 March 2017



Definitions




Weekly Stock Market Ownership and Trading Activity Report

Definitions

Nationality	Investor Type	Description
Saudi	Individuals	Saudi Individuals have been classified under 4 categories as defined below:
	- Retail	Retail investors are Saudi individuals , excluding IPIs (see below) and HNWIs.
	- High Net Worth Investors (HNWIs)	HNWIs are Saudi individuals who have had an average portfolio size of SAR 1m (and above) for the preceding 12 months, excluding IPIs (see below).
	- Individual Professional Investors (IPIs)	IPIs are Saudi individuals who have had an average portfolio size of SAR 50m (and above) for the preceding 12 months and a portfolio turnover ratio of not more than 4 times annually.
	- Individual DPMs	Saudi individual investment account in which the manager (Authorized Person) makes the buy/sell decisions for its client without referring to the account owner (based on to the agreed terms between them).
	Institutions	Saudi Institutions have been classified under 4 categories as defined below:
	- Corporates	Saudi company with a commercial registration permitting its investment in the stock market .
	- Mutual Funds	A mutual fund managed by an Authorized Person and licensed by the CMA.
	- Government Related Entities (GREs)	A Government entity or a supranational authority recognized by the CMA.
- Institutional DPMs	Saudi institutional investment account in which the manager (Authorized Person) makes the buy/sell decisions for its client without referring to the account owner (based on to the agreed terms between them).	
GCC	Individuals	GCC natural person
	Institutions	GCC legal person with a commercial registration certificate (corporate or mutual fund), in addition to GCC government entities.
	GCC DPMs	GCC investment account (institutional or individual) in which the manager (Authorized Person) makes the buy/sell decisions for its client without referring to the account owner (based on to the agreed terms between them).
Foreign	SWAP Holders	Authorized Person with the permission to enter into SWAP agreements to transfer the economic benefits of its ownership of shares in Saudi companies listed on the Saudi Stock Exchange to its non-resident foreign clients.
	Foreign Residents	Foreign investors domiciled in the Kingdom with a valid residency permit (Iqama) (excluding GCC nationals).
	QFIs	Qualified Foreign Institutional investors registered with the CMA in accordance with the QFI Rules, to invest in shares listed on the Saudi Stock Exchange.
	Foreign DPMs	Foreign resident investment account in which the manager (Authorized Person) makes the buy/sell decisions for its client without referring to the account owner (based on to the agreed terms between them).
	Strategic Partners	Foreign investors considered founders and partners of Saudi listed companies.

Highlights



Weekly Stock Market Ownership and Trading Activity Report


Highlights

The total value of shares traded for the week ending 23 March 2017 amounted to SAR 15.12 billion, decreasing by 10.12% over the previous week; while total stock market capitalization reached SAR 1,611.02 billion at the end of this period, decreasing by 0.84% over the previous week.

- ▶ The total value of shares purchased by “Saudi Investors” during this period amounted to SAR 14.23 billion representing 94.11% of total buying activity, and sales of SAR 14.35 billion representing 94.91% of total selling activity. Total ownership of “Saudi Investors” stood at 93.56% of total market capitalization as of 23 March 2017, representing a decrease of 0.01% from the previous week.
- ▶ The total value of shares purchased by “GCC Investors” during this period amounted to SAR 0.364 billion representing 2.41% of total buying activity, and sales of SAR 0.295 billion representing 1.95% of total selling activity. Total ownership of “GCC Investors” stood at 2.36% of total market capitalization as of 23 March 2017, representing an increase of 0.01% from the previous week.
- ▶ The total value of shares purchased by “Foreign Investors” during this period amounted to SAR 0.526 billion representing 3.48% of total buying activity, and sales of SAR 0.475 billion representing 3.14% of total selling activity. Total ownership of “Foreign Investors” stood at 4.08% of total market capitalization as of 23 March 2017, representing an increase of 0.01% from the previous week.



Stock Market Value Traded Breakdown



Weekly Stock Market Ownership and Trading Activity Report

Value Traded (by Nationality and Investor Type)

Stock Market Traded Value Breakdown - By Nationality and Investor Type

Nationality	Investor Type	Buy		Sell		Net Value Traded	
		SAR	% of Total Buys	SAR	% of Total Sells	SAR (Buy - Sell)	Difference (% Buy - % Sell)
Saudi	Individuals:						
	Retail	7,459,088,824	49.33%	8,376,573,554	55.40%	-917,484,730	-6.07%
	HNWIs	4,389,378,558	29.03%	4,493,356,837	29.72%	-103,978,279	-0.69%
	IPIs	250,112,490	1.65%	300,198,082	1.99%	-50,085,593	-0.33%
	Individual DPMs	124,252,456	0.82%	109,664,902	0.73%	14,587,554	0.10%
	Sub Total (Individuals)	12,222,832,328	80.83%	13,279,793,376	87.82%	-1,056,961,048	-6.99%
	Institutions:						
	Corporates	968,710,372	6.41%	302,967,236	2.00%	665,743,136	4.40%
	Mutual Funds	672,727,457	4.45%	406,860,809	2.69%	265,866,648	1.76%
	GRE's	0	0.00%	0	0.00%	0	0.00%
	Institution DPMs	366,829,151	2.43%	361,379,499	2.39%	5,449,652	0.04%
	Sub Total (Institutions)	2,008,266,980	13.28%	1,071,207,543	7.08%	937,059,436	6.20%
Total Saudi Investors	14,231,099,307	94.11%	14,351,000,919	94.91%	-119,901,612	-0.79%	
GCC	Individuals	27,875,694	0.18%	13,756,626	0.09%	14,119,068	0.09%
	Institutions	333,309,078	2.20%	280,364,678	1.85%	52,944,400	0.35%
	GCC DPMs	3,015,471	0.02%	1,330,346	0.01%	1,685,126	0.01%
	Total GCC Investors	364,200,243	2.41%	295,451,649	1.95%	68,748,594	0.45%
Foreign	SWAP Holders	172,771,920	1.14%	156,136,105	1.03%	16,635,816	0.11%
	Foreign Residents	261,452,711	1.73%	293,855,957	1.94%	-32,403,246	-0.21%
	QFIs	74,494,036	0.49%	24,922,241	0.16%	49,571,794	0.33%
	Foreign DPMs	17,348,654	0.11%	0	0.00%	17,348,654	0.11%
	Strategic Partners	0	0.00%	0	0.00%	0	0.00%
	Total Foreign Investors	526,067,320	3.48%	474,914,302	3.14%	51,153,018	0.34%
Grand Total		15,121,366,871	100.00%	15,121,366,871	100.00%		

Weekly Stock Market Ownership and Trading Activity Report

Value Traded (by Investor Classification)

Stock Market Traded Value Breakdown - By Investor Classification

Investor Classification	Buy		Sell		Net Value Traded	
	SAR	% of Total Buys	SAR	% of Total Sells	SAR (Buy - Sell)	Difference (% Buy - % Sell)
Institutional	2,983,571,084	19.73%	1,943,823,898	12.85%	1,039,747,187	6.88%
Non-Institutional	12,137,795,786	80.27%	13,177,542,973	87.15%	-1,039,747,187	-6.88%
Grand Total	15,121,366,871	100.00%	15,121,366,871	100.00%		

Definitions

Institutional:

Refers to investors with institutional behavior including GREs, Saudi Corporates, Saudi Mutual Funds, Saudi and Non-Saudi DPMs, Saudi Individual Professional Investors (IPI), SWAP Holders, Foreign Strategic Partners and Qualified Foreign Investors (QFI).

Non Institutional:

Refers to investors with non-institutional behavior including Saudi Retail Investors, Saudi High Net Worth Investors (HNWI), GCC Individuals and Foreign Residents.

Stock Market Ownership Breakdown



Weekly Stock Market Ownership and Trading Activity Report

Ownership Value (by Nationality and Investor Type)

Stock Market Ownership Breakdown - By Nationality and Investor Type

Nationality	Investor Type	As of 16 March 2017		As of 23 March 2017		Weekly Change	
		Holding Value (SAR)	Ownership (%)	Holding Value (SAR)	Ownership (%)	Δ Holding Value (SAR)	Δ Ownership (%)
Saudi	Individuals:						
	Retail	75,219,797,826	4.63%	75,842,568,661	4.71%	622,770,835	0.08%
	HNWIs	130,148,622,857	8.01%	128,804,249,387	8.00%	-1,344,373,470	-0.02%
	IPIs	249,979,366,198	15.39%	246,906,575,839	15.33%	-3,072,790,359	-0.06%
	Individual DPMs	4,909,094,388	0.30%	4,843,524,460	0.30%	-65,569,928	0.00%
	Sub Total (Individuals)	460,256,881,269	28.33%	456,396,918,347	28.33%	-3,859,962,922	0.00%
	Institutions:						
	Corporates	277,562,245,575	17.08%	275,521,825,167	17.10%	-2,040,420,408	0.02%
	Mutual Funds	88,413,391,619	5.44%	87,916,656,730	5.46%	-496,734,889	0.02%
	GRE's	648,567,814,559	39.92%	642,242,697,347	39.87%	-6,325,117,212	-0.05%
	Institution DPMs	45,488,568,292	2.80%	45,148,265,978	2.80%	-340,302,315	0.00%
	Sub Total (Institutions)	1,060,032,020,045	65.24%	1,050,829,445,222	65.23%	-9,202,574,823	-0.02%
Total Saudi Investors	1,520,288,901,314	93.57%	1,507,226,363,569	93.56%	-13,062,537,745	-0.01%	
GCC	Individuals	2,929,370,091	0.18%	2,926,623,211	0.18%	-2,746,880	0.00%
	Institutions	34,696,180,583	2.14%	34,491,696,261	2.14%	-204,484,322	0.01%
	GCC DPMs	597,308,743	0.04%	602,492,253	0.04%	5,183,509	0.00%
	Total GCC Investors	38,222,859,417	2.35%	38,020,811,725	2.36%	-202,047,693	0.01%
Foreign	SWAP Holders	10,833,057,901	0.67%	10,861,759,749	0.67%	28,701,848	0.01%
	Foreign Residents	4,258,188,550	0.26%	4,253,770,092	0.26%	-4,418,458	0.00%
	QFIs	4,296,059,418	0.26%	4,325,013,392	0.27%	28,953,974	0.00%
	Foreign DPMs	1,855,758,633	0.11%	1,870,488,756	0.12%	14,730,123	0.00%
	Strategic Partners	44,989,384,871	2.77%	44,461,272,063	2.76%	-528,112,808	-0.01%
	Total Foreign Investors	66,232,449,372	4.08%	65,772,304,052	4.08%	-460,145,320	0.01%
Grand Total		1,624,744,210,104	100.00%	1,611,019,479,346	100.00%	-13,724,730,758	

Weekly Stock Market Ownership and Trading Activity Report

Ownership Value (by Investor Classification)

Stock Market Ownership Breakdown - By Investor Classification						
Investor Classification	As of 16 March 2017		As of 23 March 2017		Weekly Change	
	Holding Value (SAR)	Ownership (%)	Holding Value (SAR)	Ownership (%)	Δ Holding Value (SAR)	Δ Ownership (%)
Institutional	1,412,188,230,781	86.92%	1,399,192,267,995	86.85%	-12,995,962,785	-0.07%
Non-Institutional	212,555,979,323	13.08%	211,827,211,351	13.15%	-728,767,973	0.07%
Grand Total	1,624,744,210,104	100.00%	1,611,019,479,346	100.00%	-13,724,730,758	

Definitions

Institutional:

Refers to investors with institutional behavior including GREs, Saudi Corporates, Saudi Mutual Funds, Saudi and Non-Saudi DPMs, Saudi Individual Professional Investors (IPI), SWAP Holders, Foreign Strategic Partners and Qualified Foreign Investors (QFI).

Non Institutional:

Refers to investors with non-institutional behavior including Saudi Retail Investors, Saudi High Net Worth Investors (HNWI), GCC Individuals and Foreign Residents.

السوق المالية السعودية
Saudi Stock Exchange

تداول
Tadawul

Thank you

