


# Weekly Stock Market Ownership and Trading Activity Report

Market Reports

Week Ending 01 April 2021



# Definitions



# Weekly Stock Market Ownership and Trading Activity Report

## Definitions


Nationality	Investor Type	Description
Saudi	<b>Individuals*</b>	Saudi Individuals have been classified under 4 categories as defined below:
	- Retail	Retail investors are Saudi individuals , excluding IPIs (see below) and HNWIs.
	- High Net Worth Investors (HNWIs)	HNWIs are Saudi individuals who have had an average portfolio size of SAR 1m (and above) for the preceding 12 months, excluding IPIs (see below).
	- Individual Professional Investors (IPIs)	IPIs are Saudi individuals who have had an average portfolio size of SAR 50m (and above) for the preceding 12 months and a portfolio turnover ratio of not more than 4 times annually.
	- Individual DPMs	Saudi individual investment account in which the manager (Authorized Person) makes the buy/sell decisions for its client without referring to the account owner (based on to the agreed terms between them).
	<b>Institutions</b>	Saudi Institutions have been classified under 4 categories as defined below:
	- Corporates	Saudi company with a commercial registration permitting its investment in the stock market .
	- Mutual Funds	A mutual fund managed by an Authorized Person and licensed by the CMA.
	- Government Related Entities (GREs)	A Government entity or a supranational authority recognized by the CMA.
- Institutional DPMs	Saudi institutional investment account in which the manager (Authorized Person) makes the buy/sell decisions for its client without referring to the account owner (based on to the agreed terms between them).	
GCC	<b>Individuals*</b>	GCC natural person
	<b>Institutions</b>	GCC legal person with a commercial registration certificate (corporate or mutual fund), in addition to GCC government entities.
	<b>GCC DPMs</b>	GCC investment account (institutional or individual) in which the manager (Authorized Person) makes the buy/sell decisions for its client without referring to the account owner (based on to the agreed terms between them).
Foreign	<b>SWAP Holders</b>	Authorized Person with the permission to enter into SWAP agreements to transfer the economic benefits of its ownership of shares in Saudi companies listed on the Saudi Stock Exchange to its non-resident foreign clients.
	<b>Foreign Residents &amp; Others</b>	Investors with a valid residency permit (Iqama) and others (excluding SWAP, QFIs, DPM & Strategic Investors).
	<b>QFIs</b>	Qualified Foreign Institutional investors registered with the CMA in accordance with the QFI Rules, to invest in shares listed on the Saudi Stock Exchange.
	<b>Foreign DPMs</b>	Foreign resident investment account in which the manager (Authorized Person) makes the buy/sell decisions for its client without referring to the account owner (based on to the agreed terms between them).
	<b>Strategic Investors</b>	A foreign legal entity that aims to own a strategic shareholding in listed companies.

\*Nomu-Parallel Market Individual Investors

Individuals who fulfill any of the following:

- Conducted transactions not less than SAR 40m, and not less than 10 transaction in each quarter during last 12 months.
- Have an average portfolio size of SAR 5m for the preceding 12 months
- Worked for at least 3 years in financial sectors.
- Hold General Securities Qualification Certificate which is recognized by the Authority.
- Holds professional certificate that is related to securities business and accredited by an internationally recognized entity

# Main Market - Value Traded & Ownership Breakdown



# Weekly Report - Main Market

## Value Traded (by Nationality and Investor Type)

### Main Market Value Traded Breakdown - By Nationality and Investor Type

Nationality	Investor Type	Buy		Sell		Net Value Traded		
		SAR	% of Total Buys	SAR	% of Total Sells	SAR (Buy - Sell)	Difference (% Buy - % Sell)	
Saudi	<b>Individuals:</b>							
	Retail	32,354,587,114	56.43%	33,552,279,497	58.52%	-1,197,692,383	-2.09%	
	HNWIs	13,807,691,665	24.08%	15,709,379,516	27.40%	-1,901,687,850	-3.32%	
	IPs	751,009,192	1.31%	1,735,069,140	3.03%	-984,059,947	-1.72%	
	Individual DPMs	332,870,184	0.58%	458,510,734	0.80%	-125,640,551	-0.22%	
	<b>Sub Total (Individuals)</b>	<b>47,246,158,156</b>	<b>82.40%</b>	<b>51,455,238,887</b>	<b>89.74%</b>	<b>-4,209,080,731</b>	<b>-7.34%</b>	
	<b>Institutions:</b>							
	Corporates	1,479,037,445	2.58%	1,019,052,207	1.78%	459,985,238	0.80%	
	Mutual Funds	3,312,717,235	5.78%	719,792,873	1.26%	2,592,924,362	4.52%	
	GRE's	61,574,871	0.11%	32,125,782	0.06%	29,449,089	0.05%	
	Institution DPMs	248,070,451	0.43%	318,139,785	0.55%	-70,069,334	-0.12%	
	<b>Sub Total (Institutions)</b>	<b>5,101,400,002</b>	<b>8.90%</b>	<b>2,089,110,647</b>	<b>3.64%</b>	<b>3,012,289,355</b>	<b>5.25%</b>	
	<b>Total Saudi Investors</b>	<b>52,347,558,158</b>	<b>91.30%</b>	<b>53,544,349,534</b>	<b>93.38%</b>	<b>-1,196,791,376</b>	<b>-2.09%</b>	
GCC	Individuals	114,463,709	0.20%	86,075,158	0.15%	28,388,550	0.05%	
	Institutions	320,484,787	0.56%	451,054,968	0.79%	-130,570,181	-0.23%	
	GCC DPMs	512,037	0.00%	2,002,780	0.00%	-1,490,743	0.00%	
	<b>Total GCC Investors</b>	<b>435,460,532</b>	<b>0.76%</b>	<b>539,132,906</b>	<b>0.94%</b>	<b>-103,672,373</b>	<b>-0.18%</b>	
Foreign	SWAP Holders	23,475,512	0.04%	36,788,974	0.06%	-13,313,462	-0.02%	
	Foreign Residents & Others	863,104,263	1.51%	991,411,391	1.73%	-128,307,128	-0.22%	
	QFIs	3,667,513,673	6.40%	2,225,166,401	3.88%	1,442,347,273	2.52%	
	Foreign DPMs	546,882	0.00%	809,815	0.00%	-262,933	0.00%	
	Strategic Investor	0	0.00%	0	0.00%	0	0.00%	
<b>Total Foreign Investors</b>	<b>4,554,640,330</b>	<b>7.94%</b>	<b>3,254,176,580</b>	<b>5.68%</b>	<b>1,300,463,749</b>	<b>2.27%</b>		
<b>Grand Total</b>		<b>57,337,659,020</b>	<b>100.00%</b>	<b>57,337,659,020</b>	<b>100.00%</b>			

# Weekly Report - Main Market

## Value Traded (by Investor Classification)

Main Market Value Traded Breakdown - By Investor Classification						
Investor Classification	Buy		Sell		Net Value Traded	
	SAR	% of Total Buys	SAR	% of Total Sells	SAR (Buy - Sell)	Difference (% Buy - % Sell)
Institutional	10,197,812,269	17.79%	6,998,513,458	12.21%	3,199,298,811	5.58%
Non-Institutional	47,139,846,751	82.21%	50,339,145,562	87.79%	-3,199,298,811	-5.58%
<b>Grand Total</b>	<b>57,337,659,020</b>	<b>100.00%</b>	<b>57,337,659,020</b>	<b>100.00%</b>		

## Definitions

### **Institutional:**

Refers to investors with institutional behavior including GREs, Saudi Corporates, Saudi Mutual Funds, Saudi and Non-Saudi DPMs, Saudi Individual Professional Investors (IPI), SWAP Holders, Foreign Strategic Partners and Qualified Foreign Investors (QFI).

### **Non Institutional:**

Refers to investors with non-institutional behavior including Saudi Retail Investors, Saudi High Net Worth Investors (HNWI), GCC Individuals and Foreign Residents.

# Weekly Report - Main Market

## Ownership Value (by Nationality and Investor Type)

### Main Market Ownership Breakdown - By Nationality and Investor Type

Nationality	Investor Type	As of 25 March 2021			As of 01 April 2021			Weekly Change			
		Holding Value (SAR)	Ownership		Holding Value (SAR)	Ownership		Δ Holding Value (SAR)	Ownership		
			Issued (%)	Free Float (%)		Issued (%)	Free Float (%)		Δ Issued (%)	Δ Free Float (%)	
Saudi	<b>Individuals:</b>										
	Retail	138,879,402,422	1.50%	9.74%	133,676,986,510	1.41%	8.94%	-5,202,415,913	-0.10%	-0.80%	
	HNWIs	202,536,804,236	2.19%	14.06%	215,007,876,270	2.26%	14.22%	12,471,072,034	0.07%	0.15%	
	IPIs	317,670,490,273	3.44%	16.26%	337,428,678,978	3.55%	16.62%	19,758,188,705	0.11%	0.36%	
	Individual DPMs	7,277,520,453	0.08%	0.50%	6,979,908,663	0.07%	0.46%	-297,611,790	-0.01%	-0.04%	
	<b>Sub Total (Individuals)</b>	<b>666,364,217,384</b>	<b>7.21%</b>	<b>40.57%</b>	<b>693,093,450,420</b>	<b>7.29%</b>	<b>40.23%</b>	<b>26,729,233,036</b>	<b>0.08%</b>	<b>-0.34%</b>	
	<b>Institutions:</b>										
	Corporates	687,240,345,966	7.43%	22.29%	724,077,592,126	7.61%	22.27%	36,837,246,160	0.18%	-0.02%	
	Mutual Funds	216,870,103,503	2.35%	10.45%	231,287,454,522	2.43%	10.54%	14,417,351,019	0.09%	0.09%	
	GRE's	7,333,074,582,764	79.30%	6.34%	7,501,619,161,533	78.85%	6.38%	168,544,578,770	-0.45%	0.04%	
	Institution DPMs	67,029,501,302	0.72%	4.70%	71,800,852,179	0.75%	4.80%	4,771,350,878	0.03%	0.10%	
	<b>Sub Total (Institutions)</b>	<b>8,304,214,533,534</b>	<b>89.80%</b>	<b>43.78%</b>	<b>8,528,785,060,361</b>	<b>89.65%</b>	<b>43.99%</b>	<b>224,570,526,827</b>	<b>-0.15%</b>	<b>0.21%</b>	
<b>Total Saudi Investors</b>	<b>8,970,578,750,918</b>	<b>97.00%</b>	<b>84.35%</b>	<b>9,221,878,510,781</b>	<b>96.93%</b>	<b>84.22%</b>	<b>251,299,759,863</b>	<b>-0.07%</b>	<b>-0.13%</b>		
GCC	Individuals	2,942,357,295	0.03%	0.21%	3,097,390,488	0.03%	0.21%	155,033,193	0.00%	0.00%	
	Institutions	45,174,955,073	0.49%	2.27%	46,857,497,805	0.49%	2.26%	1,682,542,732	0.00%	-0.01%	
	GCC DPMs	249,094,931	0.00%	0.02%	262,633,694	0.00%	0.02%	13,538,763	0.00%	0.00%	
	<b>Total GCC Investors</b>	<b>48,366,407,299</b>	<b>0.52%</b>	<b>2.49%</b>	<b>50,217,521,987</b>	<b>0.53%</b>	<b>2.49%</b>	<b>1,851,114,689</b>	<b>0.00%</b>	<b>-0.01%</b>	
Foreign	SWAP Holders	1,931,595,430	0.02%	0.14%	2,035,536,057	0.02%	0.14%	103,940,627	0.00%	0.00%	
	Foreign Residents & Others	7,076,009,564	0.08%	0.36%	7,276,130,427	0.08%	0.36%	200,120,863	0.00%	0.00%	
	QFIs	178,392,234,634	1.93%	12.66%	189,604,622,727	1.99%	12.80%	11,212,388,092	0.06%	0.14%	
	Foreign DPMs	16,702,971	0.00%	0.00%	17,082,306	0.00%	0.00%	379,336	0.00%	0.00%	
	Strategic Investors	41,249,339,627	0.45%	0.00%	42,844,629,613	0.45%	0.00%	1,595,289,986	0.00%	0.00%	
	<b>Total Foreign Investors</b>	<b>228,665,882,226</b>	<b>2.47%</b>	<b>13.16%</b>	<b>241,778,001,129</b>	<b>2.54%</b>	<b>13.30%</b>	<b>13,112,118,904</b>	<b>0.07%</b>	<b>0.14%</b>	
<b>Grand Total</b>	<b>9,247,611,040,443</b>	<b>100.00%</b>	<b>100.00%</b>	<b>9,513,874,033,897</b>	<b>100.00%</b>	<b>100.00%</b>	<b>266,262,993,455</b>				

\*Non deposited shares was not reflected as on 01 April holding value ( Saudi Ceramic Co. 2040 - Corporate Action - Capital Increase )

# Weekly Report - Main Market

## Ownership Value (by Investor Classification)

### Main Market Ownership Breakdown - By Investor Classification

Investor Classification	As of 25 March 2021			As of 01 April 2021			Weekly Change		
	Holding Value (SAR)	Ownership		Holding Value (SAR)	Ownership		Δ Holding Value (SAR)	Ownership	
		Issued (%)	FreeFloat (%)		Issued (%)	FreeFloat (%)		Δ Issued (%)	Δ FreeFloat (%)
<b>Institutional</b>	8,898,041,237,905	96.20%	75.62%	9,156,688,353,174	96.23%	76.28%	258,647,115,269	0.03%	0.66%
<b>Non-Institutional</b>	349,569,802,538	3.80%	24.38%	357,185,680,723	3.77%	23.72%	7,615,878,186	-0.03%	-0.66%
<b>Grand Total</b>	<b>9,247,611,040,443</b>	<b>100.00%</b>	<b>100.00%</b>	<b>9,513,874,033,897</b>	<b>100.00%</b>	<b>100.00%</b>	<b>266,262,993,455</b>		

## Definitions

### Institutional:


Refers to investors with institutional behavior including GREs, Saudi Corporates, Saudi Mutual Funds, Saudi and Non-Saudi DPMs, Saudi Individual Professional Investors (IPI), SWAP Holders, Foreign Strategic Partners and Qualified Foreign Investors (QFI).

### Non Institutional:

Refers to investors with non-institutional behavior including Saudi Retail Investors, Saudi High Net Worth Investors (HNWI), GCC Individuals and Foreign Residents.



# Nomu-Parallel Market - Value Traded & Ownership Breakdown



# Weekly Report – Nomu-Parallel Market

## Value Traded (by Nationality, Investor Type, & Classification)

### Nomu-Parallel Market Value Traded Breakdown - By Nationality and Investor Type

Nationality	Investor Type	Buy		Sell		Net Value Traded	
		SAR	% of Total Buys	SAR	% of Total Sells	SAR (Buy - Sell)	Difference (% Buy - % Sell)
Saudi	Individuals	64,851,313	87.14%	73,260,039	98.44%	-8,408,725	-11.30%
	Corporates	2,531,283	3.40%	0	0.00%	2,531,283	3.40%
	Institution	131,375	0.18%	69,120	0.09%	62,255	0.08%
	<b>Total Saudi Investors</b>	<b>67,513,972</b>	<b>90.72%</b>	<b>73,329,159</b>	<b>98.54%</b>	<b>-5,815,187</b>	<b>-7.81%</b>
GCC	Individuals	237,923	0.32%	0	0.00%	237,923	0.32%
	Institutions	3,326,558	4.47%	0	0.00%	3,326,558	4.47%
	<b>Total GCC Investors</b>	<b>3,564,481</b>	<b>4.79%</b>	<b>0</b>	<b>0.00%</b>	<b>3,564,481</b>	<b>4.79%</b>
Foreign	SWAP Holders	0	0.00%	0	0.00%	0	0.00%
	Foreign Residents	573,176	0.77%	599,826	0.81%	-26,651	-0.04%
	QFIs	2,767,045	3.72%	489,688	0.66%	2,277,357	3.06%
	<b>Total Foreign Investors</b>	<b>3,340,220</b>	<b>4.49%</b>	<b>1,089,514</b>	<b>1.46%</b>	<b>2,250,706</b>	<b>3.02%</b>
<b>Grand Total</b>		<b>74,418,673</b>	<b>100.00%</b>	<b>74,418,673</b>	<b>100.00%</b>		

### Nomu-Parallel Market Value Traded Breakdown - By Investor Classification

Investor Classification	Buy		Sell		Net Value Traded	
	SAR	% of Total Buys	SAR	% of Total Sells	SAR (Buy - Sell)	Difference (% Buy - % Sell)
<b>Institutional</b>	8,756,261	11.77%	558,808	0.75%	8,197,453	11.02%
<b>Non-Institutional</b>	65,662,412	88.23%	73,859,865	99.25%	-8,197,453	-11.02%
<b>Grand Total</b>	<b>74,418,673</b>	<b>100.00%</b>	<b>74,418,673</b>	<b>100.00%</b>		

#### Institutional:

Refers to investors with institutional behavior including Saudi Corporates and Institutions (GREs & Mutual Funds), GCC Institutions (GREs, Corporate & Mutual Funds), SWAP Holders, and Qualified Foreign Investors (QFI).

#### Non Institutional:

Refers to investors with non-institutional behavior including Qualified Saudi and GCC Individuals and Qualified Foreign Residents.

# Weekly Report – Nomu-Parallel Market

## Ownership Value (by Nationality, Investor Type, & Classification)

Nomu-Parallel Market Ownership Breakdown - By Nationality and Investor Type										
Nationality	Investor Type	As of 25 March 2021			As of 01 April 2021			Weekly Change		
		Holding Value (SAR)	Ownership (%)		Holding Value (SAR)	Ownership (%)		Δ Holding Value (SAR)	Δ Ownership (%)	
			Issued (%)	FreeFloat (%)		Issued (%)	FreeFloat (%)		Δ Issued (%)	Δ FreeFloat (%)
Saudi	Individuals	7,678,645,638	62.95%	48.55%	7,974,026,308	63.68%	48.70%	295,380,670	0.73%	0.15%
	Corporates	4,352,858,544	35.69%	47.85%	4,360,682,695	34.83%	47.47%	7,824,151	-0.86%	-0.39%
	Institution	49,159,514	0.40%	0.54%	62,906,006	0.50%	0.68%	13,746,491	0.10%	0.14%
	<b>Total Saudi Investors</b>	<b>12,080,663,696</b>	<b>99.04%</b>	<b>96.95%</b>	<b>12,397,615,008</b>	<b>99.01%</b>	<b>96.85%</b>	<b>316,951,312</b>	<b>-0.02%</b>	<b>-0.10%</b>
GCC	Individuals	3,914,488	0.03%	0.10%	3,712,658	0.03%	0.09%	-201,830	0.00%	-0.01%
	Institutions	106,054,046	0.87%	2.76%	109,809,944	0.88%	2.80%	3,755,898	0.01%	0.04%
	<b>Total GCC Investors</b>	<b>109,968,534</b>	<b>0.90%</b>	<b>2.86%</b>	<b>113,522,602</b>	<b>0.91%</b>	<b>2.90%</b>	<b>3,554,068</b>	<b>0.01%</b>	<b>0.03%</b>
Foreign	SWAP Holders	0	0.00%	0.00%	0	0.00%	0.00%	0	0.00%	0.00%
	Foreign Residents	5,426,004	0.04%	0.14%	7,007,767	0.06%	0.18%	1,581,763	0.01%	0.04%
	QFIs	1,939,767	0.02%	0.05%	2,975,623	0.02%	0.08%	1,035,857	0.01%	0.03%
	<b>Total Foreign Investors</b>	<b>7,365,770</b>	<b>0.06%</b>	<b>0.19%</b>	<b>9,983,390</b>	<b>0.08%</b>	<b>0.25%</b>	<b>2,617,620</b>	<b>0.02%</b>	<b>0.06%</b>
<b>Grand Total</b>		<b>12,197,998,000</b>	<b>100.00%</b>	<b>100.00%</b>	<b>12,521,121,000</b>	<b>100.00%</b>	<b>100.00%</b>	<b>323,123,000</b>		

Nomu-Parallel Market Ownership Breakdown - By Investor Classification									
Investor Classification	As of 25 March 2021			As of 01 April 2021			Weekly Change		
	Holding Value (SAR)	Ownership (%)		Holding Value (SAR)	Ownership (%)		Δ Holding Value (SAR)	Ownership	
		Issued (%)	FreeFloat (%)		Issued (%)	FreeFloat (%)		Δ Issued (%)	Δ FreeFloat (%)
<b>Institutional</b>	4,510,011,870	36.97%	51.21%	4,536,374,268	36.23%	51.03%	26,362,397	-0.74%	-0.18%
<b>Non-Institutional</b>	7,687,986,130	63.03%	48.79%	7,984,746,732	63.77%	48.97%	296,760,603	0.74%	0.18%
<b>Grand Total</b>	<b>12,197,998,000</b>	<b>100%</b>	<b>100%</b>	<b>12,521,121,000</b>	<b>100%</b>	<b>100%</b>	<b>323,123,000</b>		

### Institutional:

Refers to investors with institutional behavior including Saudi Corporates and Institutions (GREs & Mutual Funds), GCC Institutions (GREs, Corporate & Mutual Funds), SWAP Holders, and Qualified Foreign Investors (QFI).

### Non Institutional:

Refers to investors with non-institutional behavior including Qualified Saudi and GCC Individuals and Qualified Foreign Residents.

السوق المالية السعودية  
Saudi Stock Exchange

تداول  
Tadawul

Thank you

