




Offering and Listing Advisors Report

From 2010 to H2 2024


Table of Contents

Advisor selection mechanism	3
H2 2024 Overview of Offering and Listing Advisors	11
Advisors Statistics	18
Main Market IPOs Summary	32
Nomu - Parallel Market IPOs Summary	40
REITs IPOs Summary	49
Close Ended Funds IPOs Summary	51
Debt IPOs Summary	53

Advisor Selection Mechanism



Advisors Report Offers Numerous Benefits for Potential Issuers



The advisor report contains information of previous offers, and the advisors associated with those offers. It's a source for potential issuers to enable them to make informed decisions by providing comprehensive insights data of advisors, allowing issuers to benchmark and compare their options effectively



Statistical data on advisors participation in previous offering




Overview of Listing Procedures and the Role of the advisors




Details of Offerings and Listings in Various Markets on Saudi Exchange

During The Advisor Selection Stage, there are Several Considerations to Take Into Account



While there is a substantial large number of advisors licensed by the Capital Market Authority to fulfill the requirements for public offerings and listings, companies wishing to offer, and list must appoint the appropriate advisor to accommodate for their specific needs. During the advisor selection stage, the following considerations that can be taken into account:






First, What is the Role of Financial Advisor ?

The role of financial advisor begins in the pre-planning phase of the IPO by presenting the company's success story and developing a comprehensive strategy.

The financial advisor then undertakes the planning and implementation process, starting with appointing third party advisors to carry out financial due diligence (FDD), legal due diligence (LDD), market research, and the PR / awareness campaign. Create comprehensive project plan, appoint steering and operating committees, review and evaluate all historical financial performance as well as future projections, key business drivers and risks. Select the appropriate valuation methodology and build the financial model, recommend offering price range, take the lead in developing offering materials / necessary documentation, advise the issuer on governance and regulatory framework, create the prospectus, develop a capital expenditures plan, gauge market interest in the offering, prepare the IPO submission file to the CMA and Saudi Exchange, and amend in accordance with any feedback in an effort to obtain approvals in an expedited manner.


The final stage is the offering process and the book-building process, through which the final share price is determined. Then the settlement is made, and trading for the security begins.



Second, What is the Role of Legal Advisor?

Regulatory rules governing the offering and listing necessitate the mandatory appointment of a legal advisor for companies seeking listing on the Main Market. In contrast, for listing on Nomu - Parallel Market, the appointment of a legal advisor is optional. However, the appointment of a legal advisor is optional in Nomu - Parallel Market.

The legal advisor plays a pivotal role in ensuring compliance with all legal and regulatory requirements throughout the listing process. Their responsibilities include ensuring the accuracy and completeness of all documents, such as the request for placement and listing, board decision, board member affidavits, prospectus, and all relevant supporting documents. Additionally, the legal advisor is instrumental in preparing the legal due diligence report, drafting various sections of the prospectus, and providing support to the company in any legal or corporate reorganization or restructuring process.



Third, What is the Role of Legal Accountant ?

The regulatory rules regarding the offering and listing stipulate the necessity to compulsorily appoint a certified public accountant for the company wishing to list.

The role of the legal accountant is mainly to review and evaluate the financial statements of the company wishing offer and list. The scope of work of the legal accountant is usually limited to reviewing the financial accounts of the company, but in some cases, this review includes other financial accounts such as the default financial statements to express retrospectively the changes in results of operations and financial position of the company due to other events such as a restructure.

The role of the chartered accountant includes preparing a due diligence report on the company's financial accounts in accordance with the required disclosure as well as preparing a report on the company's working capital.



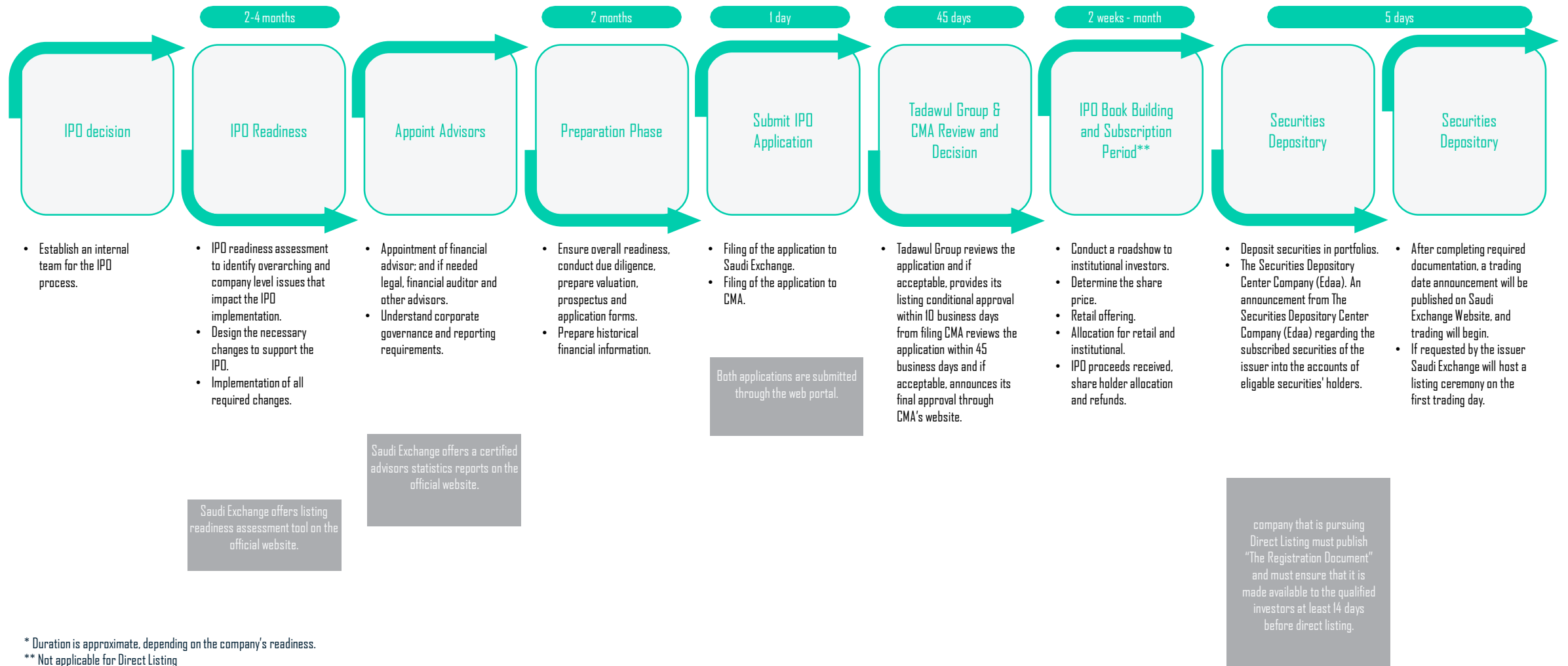
How to Select Financial Advisor and Legal Accountant for Your IPO

The Capital Market Authority provides licenses for advisors that qualify them to provide services related to the offering and listing of issuers. The financial advisor also provides the necessary instructions to fulfill the regulatory requirements of the concerned authorities by acting as a representative of the company. The authority also provides a group of accounting firms and chartered accountants registered with the Capital Market Authority to practice auditing for listed companies and investment funds.

To obtain a detailed list of all Capital Market Institutions in the Kingdom, accounting offices and chartered accountants registered with the Capital Market Authority, please visit the Capital Market Authority website or click on the links below:


- [Financial institution](#)
- [Certified Accounting Firms](#)

Following, Comprehensive Journey Of Listing*

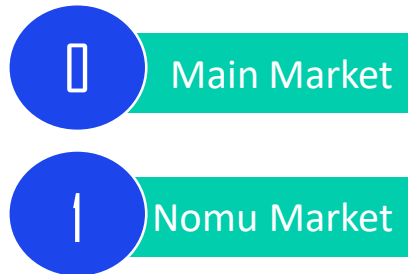
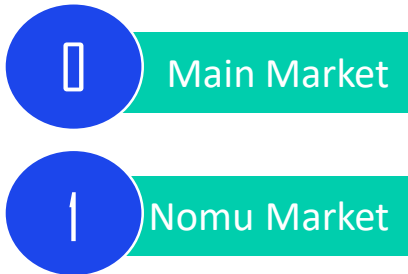
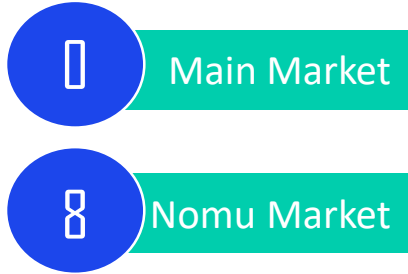


H2-2024

Overview of offering and listing Advisors



8 Financial Advisor Participate During H2-2024 Offers



6 Legal Advisor Participate During H2-2024 Offers



3 Main Market

0 Nomu Market



0 Main Market

1 Nomu Market



0 Main Market

1 Nomu Market



1 Main Market

0 Nomu Market



0 Main Market

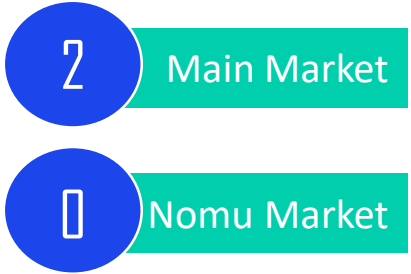
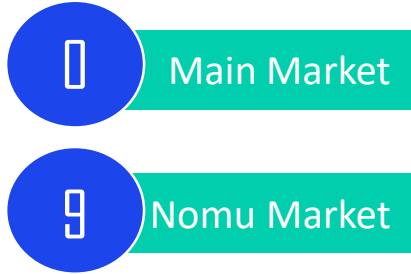
1 Nomu Market



1 Main Market

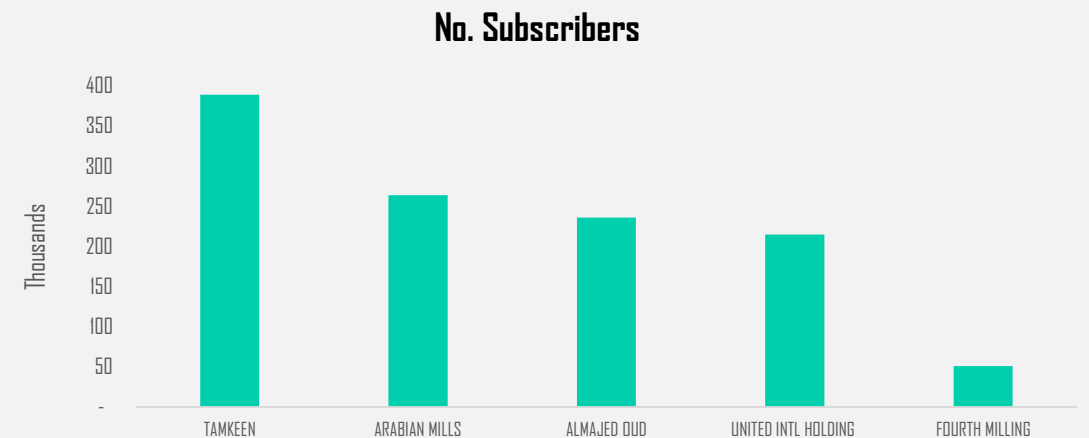
0 Nomu Market

7 Legal Accountant Participate During H2-2024 Offers



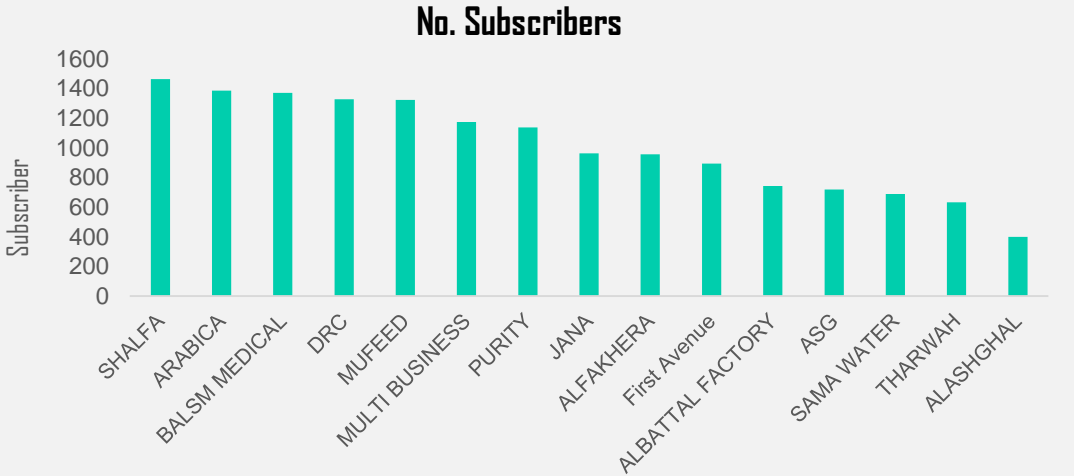
During H2-2024 5 IPOs Took Place in Main Market

Company	Financial Advisor	Legal Advisor	Legal Accountant
ALMAJED OUD	Fransi Capital	Baker & McKenzie Limited	BDO Dr. Mohamed Al Amri & Co.
ARABIAN MILLS	HSBC	Baker & McKenzie Limited	EY
FOURTH MILLING	Riyad Capital	Baker & McKenzie Limited	EY
TAMKEEN	Fransi Capital	STAT Law Firm	Baker Tilly MKM & Co.
UNITED INTL HOLDING	HSBC	The Law Firm of Salah Al-Hejailan (LFSH)	PwC



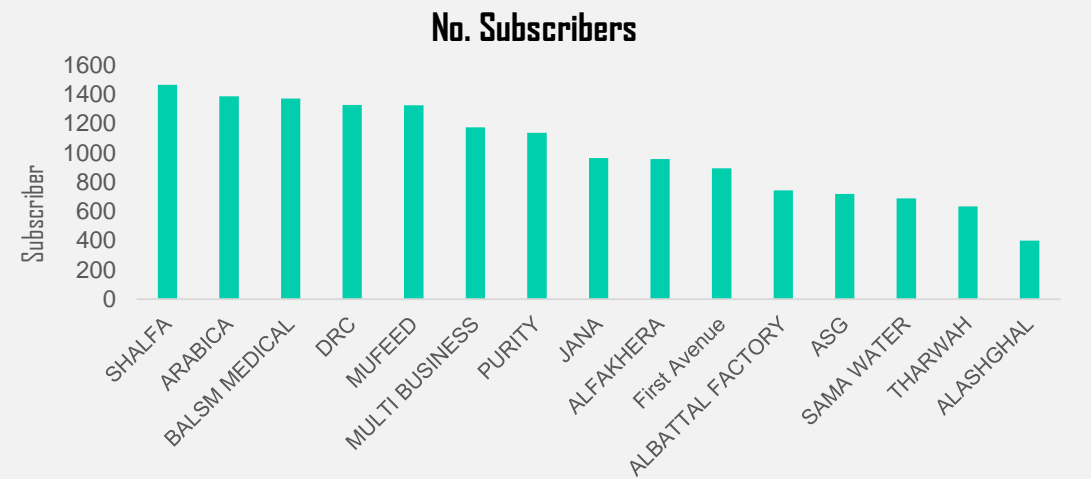
During H2-2024 15 Offers Took Place in Nomu Market (1 / 2)

Company	Financial Advisor	Legal Advisor	Legal Accountant
ALASHGHAL ALMDYSRA	Yaqeen Capital	-	RSM Allied Accountants
ASG	Yaqeen Capital	-	RSM Allied Accountants
THARWAH	Value Capital	-	Bakertilly MKM & Co
SAMA WATER	Yaqeen Capital	-	El Sayed Elayouty & Co.
First Avenue	AlKhair Capital	Khaligyoun Legal Advisors - KLA Firm	RSM Allied Accountants
PURITY	Yaqeen Capital	-	RSM Allied Accountants
SHALFA	Value Capital	-	Maham for Professional Services
ALFAKHERA	Yaqeen Capital	Munsifun Advocates & Legal Consultants	RSM Allied Accountants




During H2-2024 15 Offers Took Place in Nomu Market (2 / 2)

Company	Financial Advisor	Legal Advisor	Legal Accountant
MUFEED	Value Capital	-	El Sayed Elayouty & Co.
MULTI BUSINESS	Amwal financial	Almaghthawi & Partners	Maham for Professional Services
JANA	Afaq Capital	-	RSM Allied Accountants
ARABICA	Yaqeen Capital	-	RSM Allied Accountants
DRC	Value Capital	-	RSM Allied Accountants
BALSM MEDICAL	Yaqeen Capital	-	RSM Allied Accountants
ALBATTAL FACTORY	Yaqeen Capital	-	El Sayed Elayouty & Co.



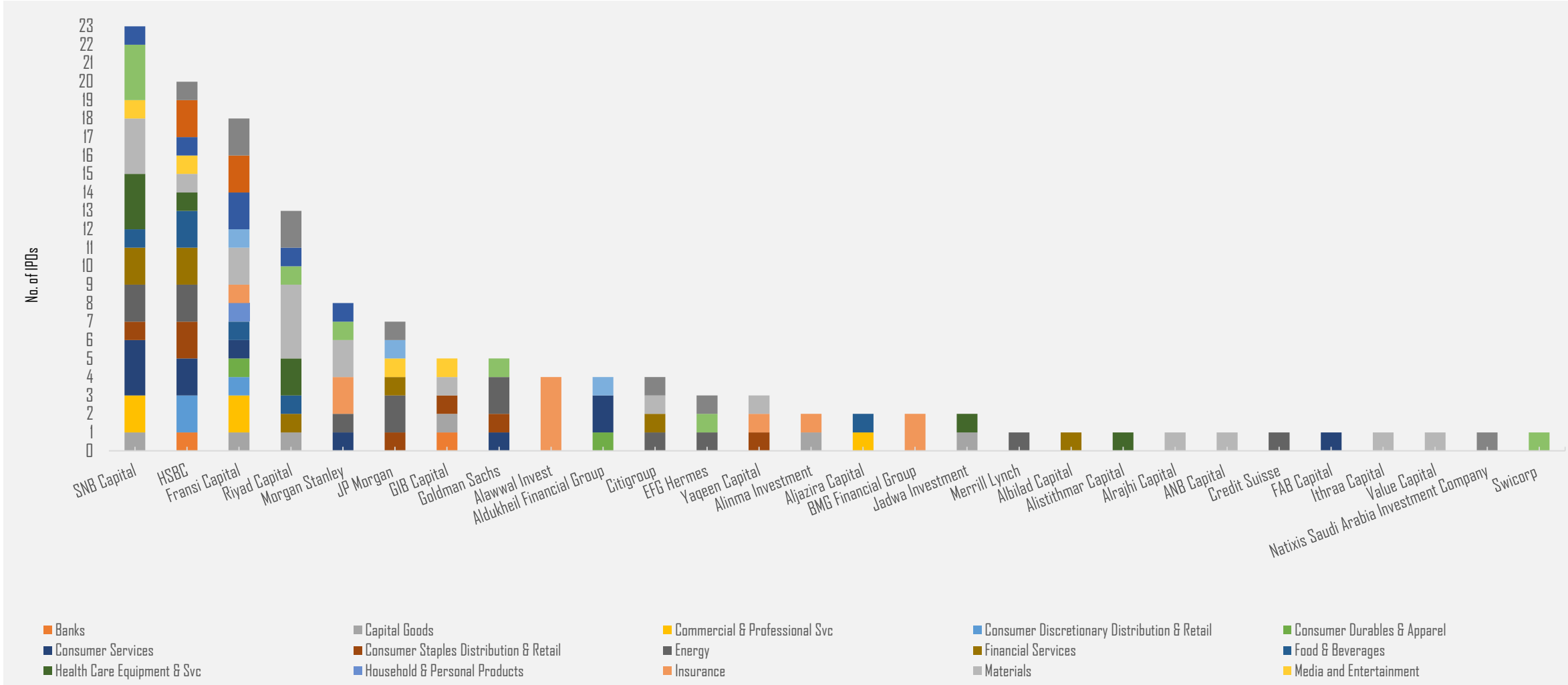
Advisors Statistics



Since 2010, More than 200 Financial Instruments were listed on the Saudi Exchange. The Following are the Financial Advisors who Participated in Previous Offers:

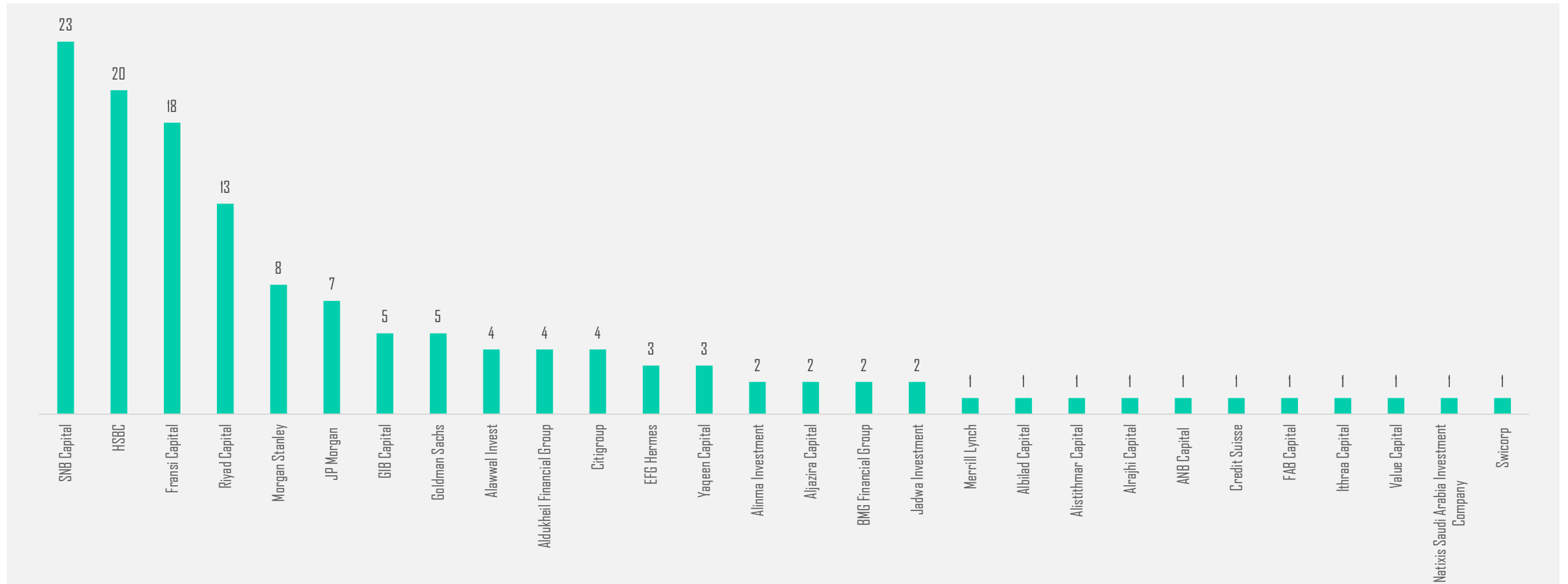


Financial Advisors Participation by Sector

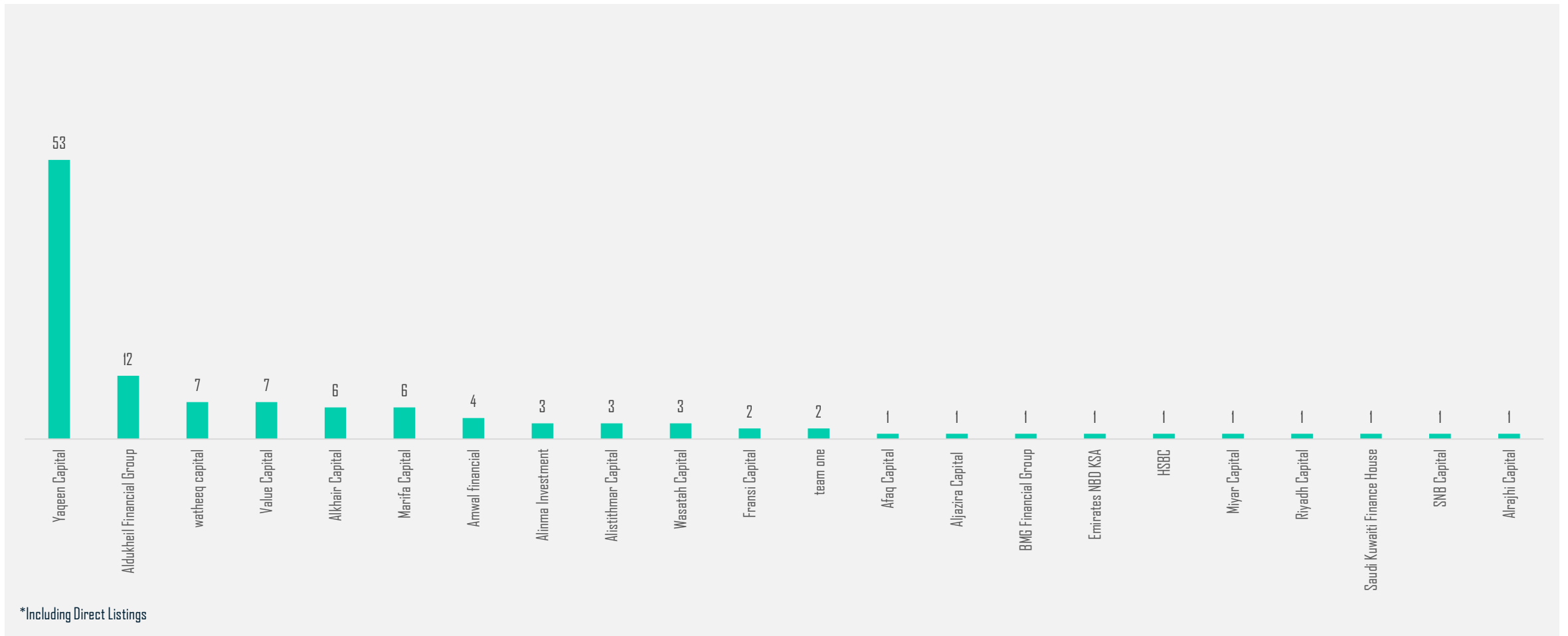


* IPOs in the Main Market only

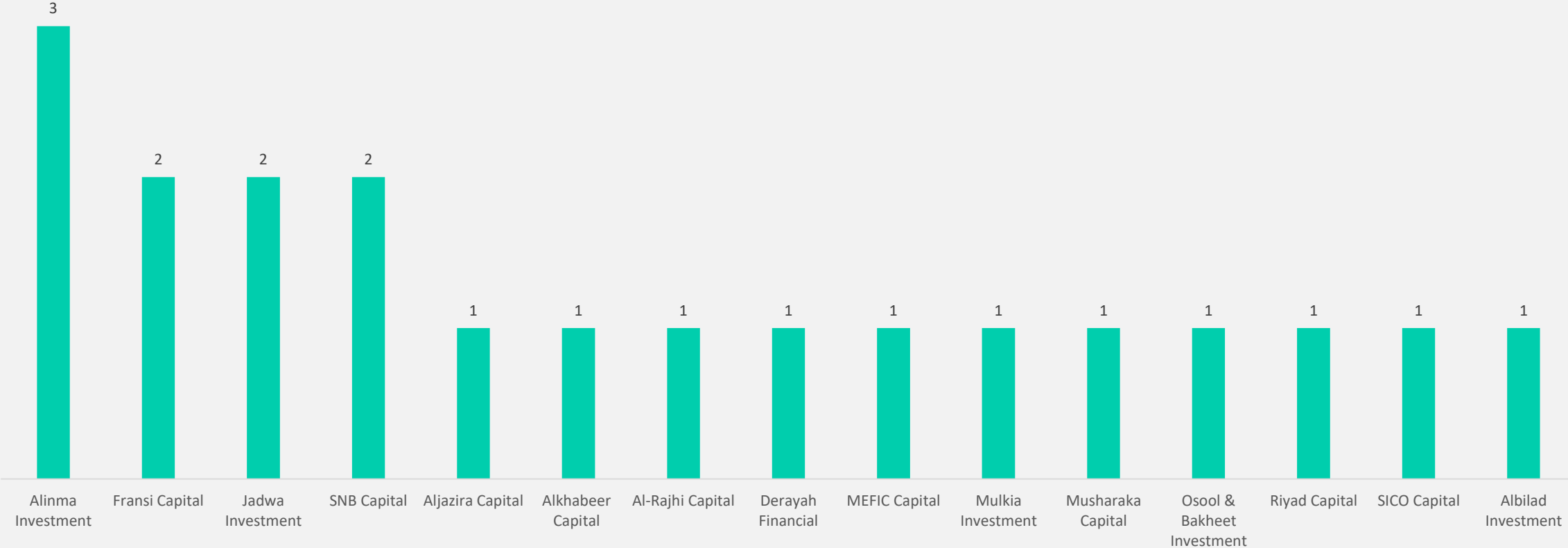
28 Financial Advisors Participated in Main Market IPOs



22 Financial Advisors Participated in Nomu Market Listings



15 Financial Advisors Participated in REITs IPOs

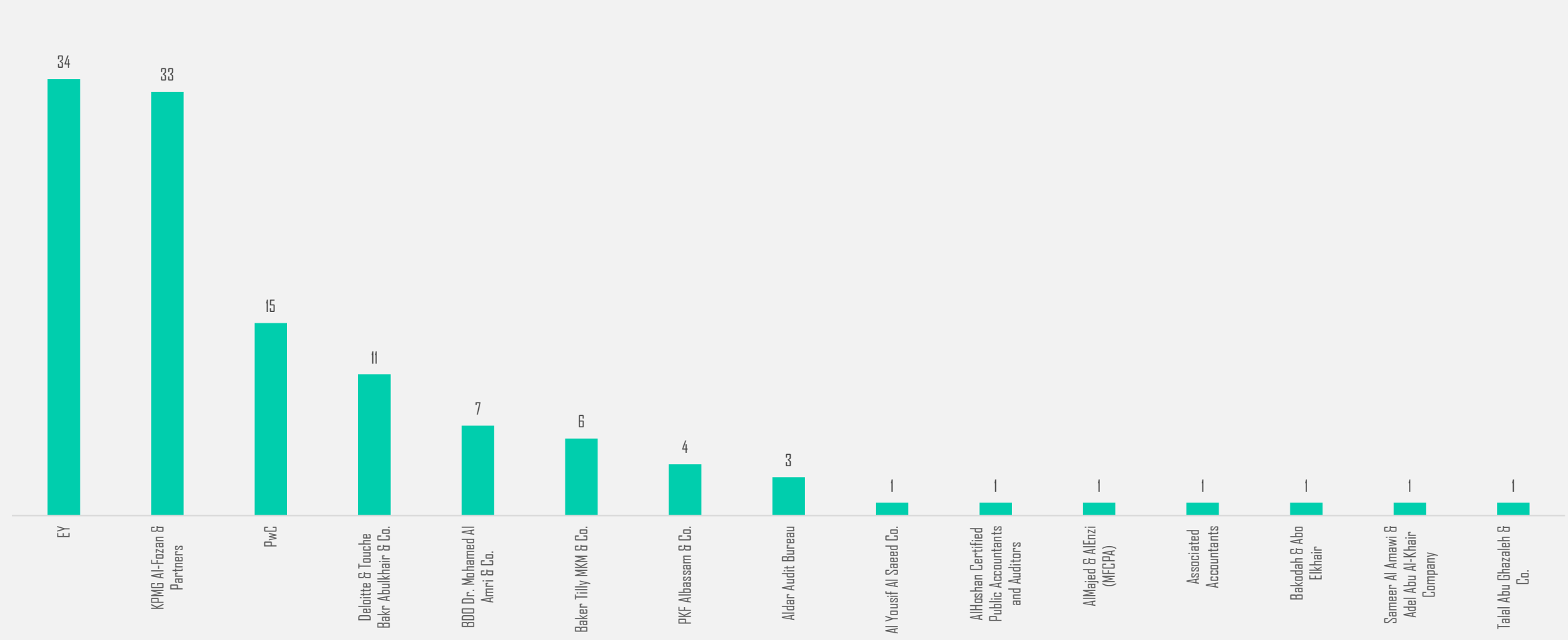


*Main Market only

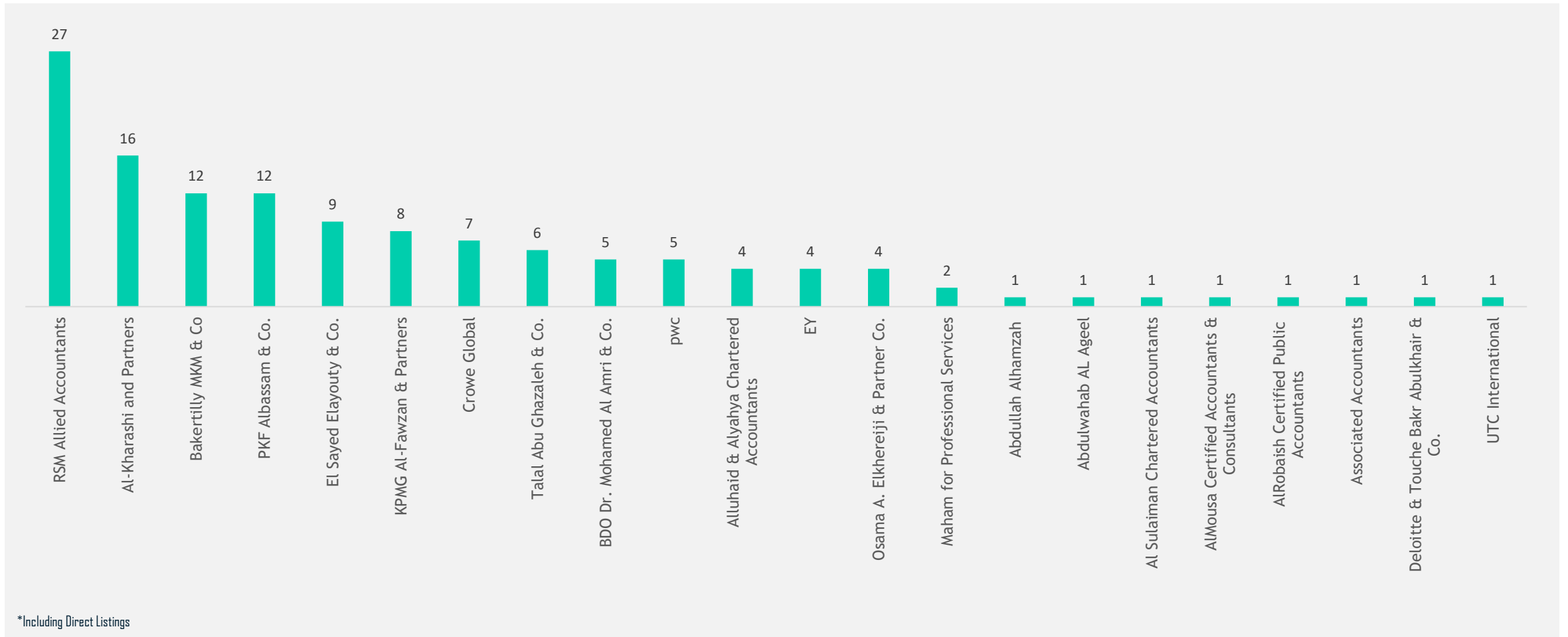
Since 2010, More than 200 Financial Instruments were listed on the Saudi Exchange The Following Are the Legal Accountants who Participated in Previous Offers:



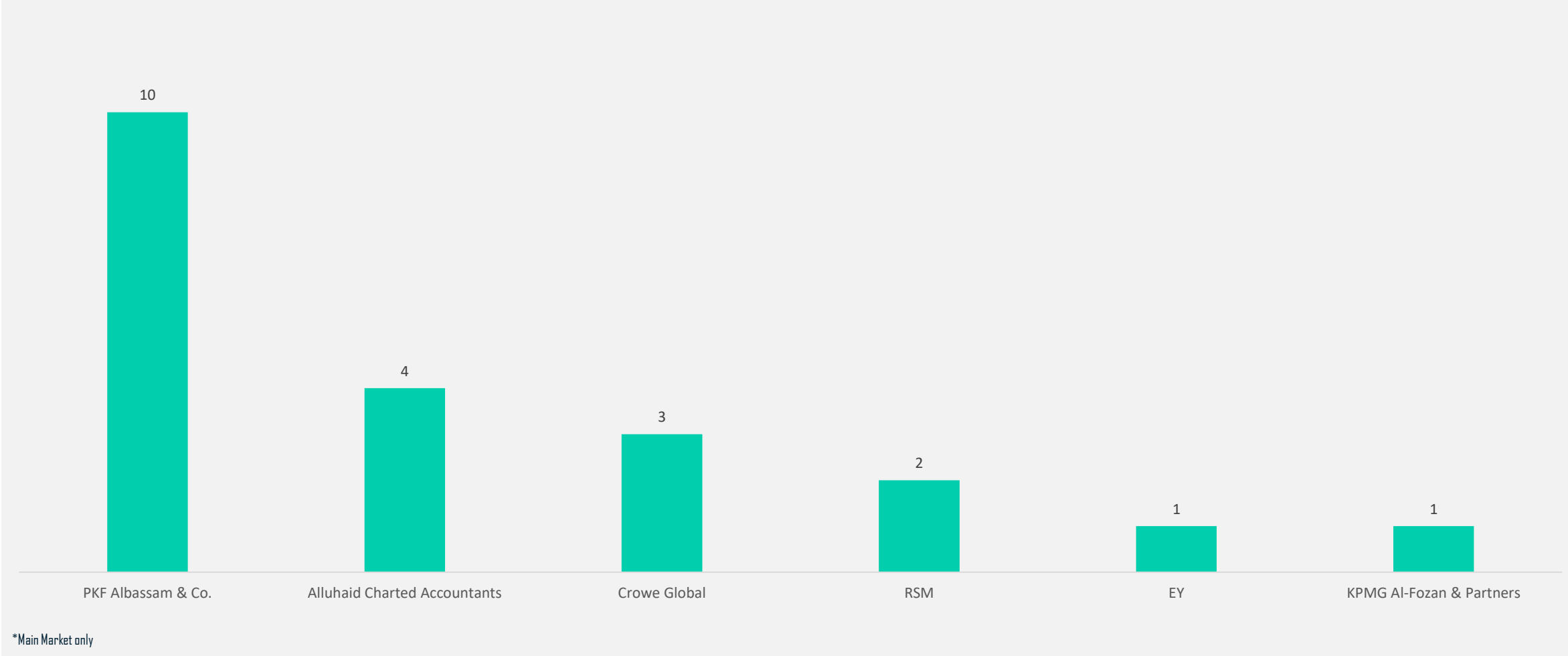
15 Legal Accountants Participated In Main Market IPOs



22 Legal Accountants Participated in Nomu Market Offers



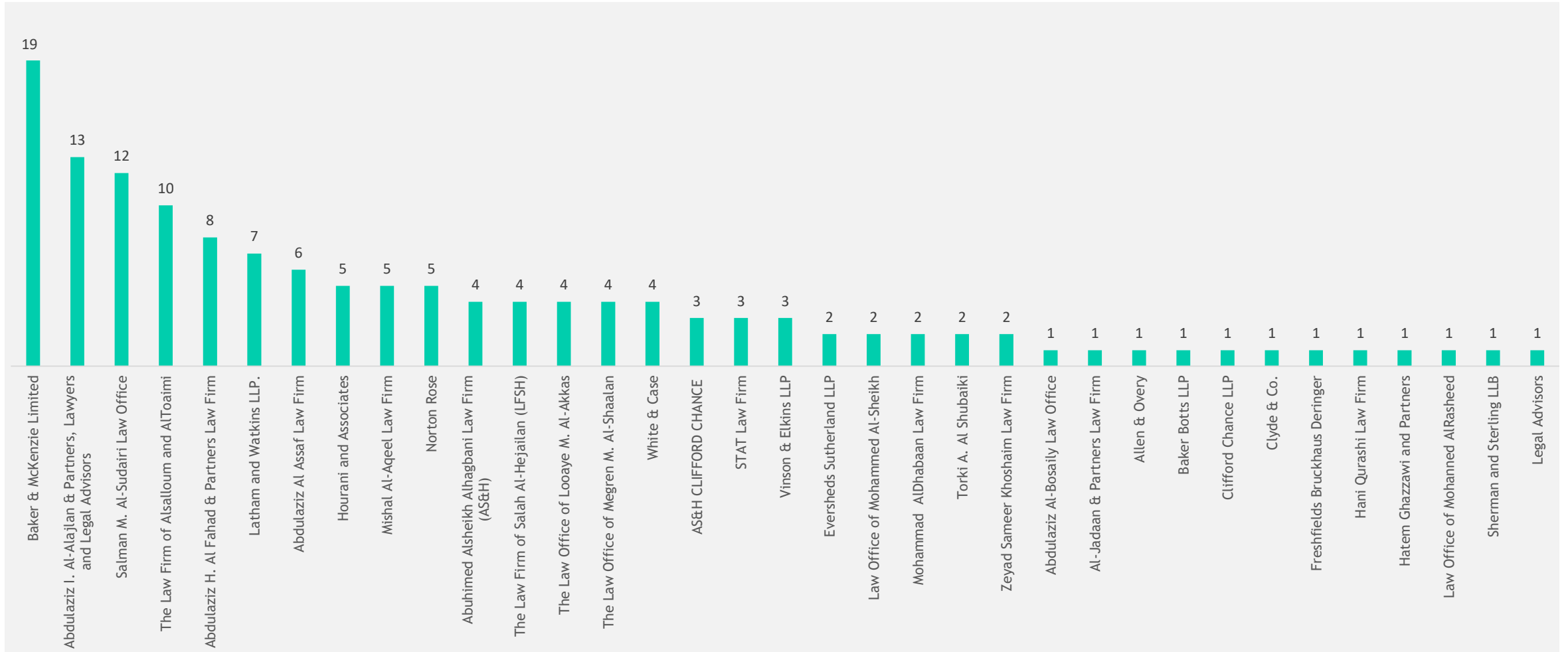
6 Legal Accountants Participated in REITs IPOs



Since 2010, More Than 200 Financial Instruments were listed on the Saudi Exchange. The Following are the Legal Advisors who Participated in Previous Offers:



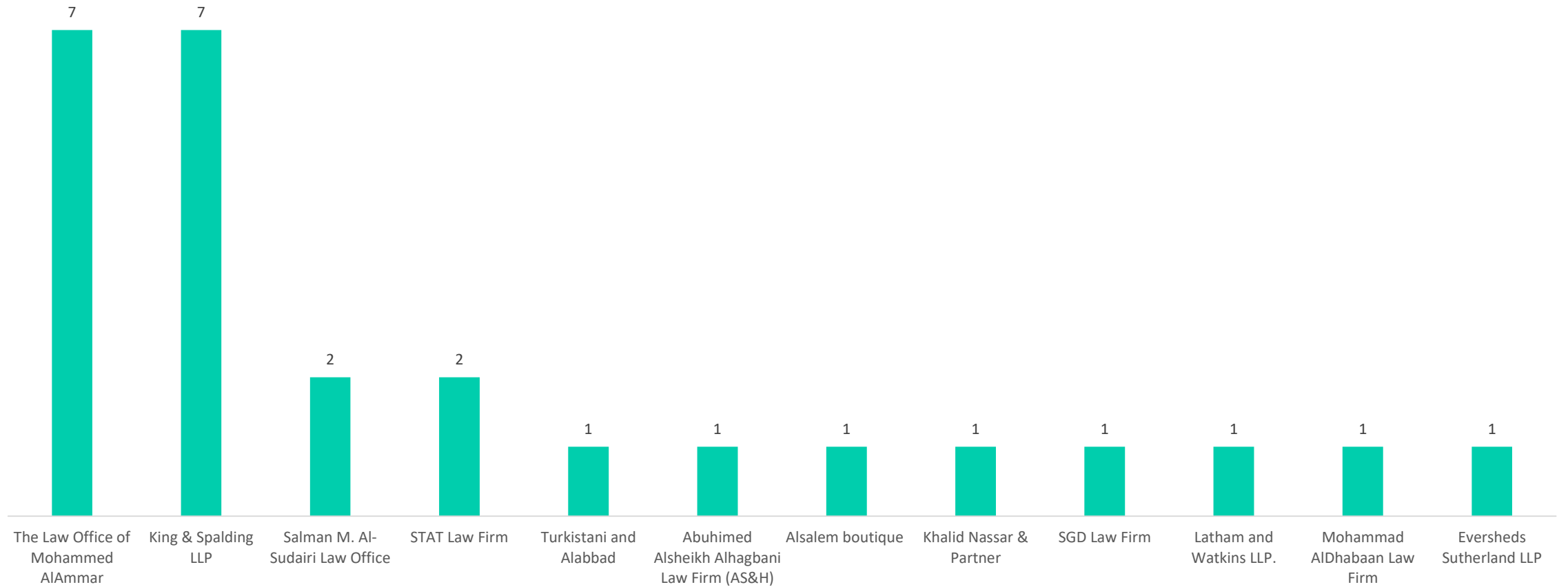
35 Legal Advisors Participated in Main Market IPOs



20 Legal Advisors Participated in Nomu Market Offers




12 Legal Advisors participated in REITs IPOs



*Main Market only

Main Market IPOs Summary



From 2010 to 2024 IPOs – Main Market

Company	Listing Date	Sector	Offer Price (SAR)	Offer Value (SAR)	Offer %	Coverage Ratio	No. of Subscribers (000)	Lead Manager	Financial Advisor	Legal Advisor	Legal Accountant
UNITED INTL HOLDING	3/12/2024	Financial Services	132	990,000,000	30%	913%	215	HSBC	HSBC	The Law Firm of Salah-Al-Hejailan (LFSH)	PWC
TAMKEEN	27/11/2024	Commercial & Professional Svc	50	397,500,000	30%	1434%	389	Fransi Capital	Fransi Capital	STAT	Baker Tilly MKM & Co.
FOURTH MILLING	28/10/2024	Food & Beverages	5.3	858,600,800	30%	394%	51	Riyad Capital	Riyad Capital	Baker & McKenzie Limited	EY
ARABIAN MILLS	8/10/2024	Food & Beverages	66	1,016,037,132	30%	132%	264	HSBC	HSBC	Baker & McKenzie Limited	PWC
ALMAJED DUD	7/10/2024	Household & Personal Products	94	705,000,000	30%	821%	236	Fransi Capital	Fransi Capital	Baker & McKenzie Limited	BDO Dr. Mohamed Al Amri & Co.
FIRST MILLS	22/6/2024	Food & Beverages	60	999,000,000	30%	997%	334	SNB Capital	SNB Capital	Abdulaziz Al Ajlan and Partners / Baker & McKenzie Limited	KPMG / EY
MRNA	21/6/2024	Food & Beverages	14.6	312,857,151	30%	551%	194	Albilad Capital	Albilad Capital	The Law Firm of Alsalloum and AlToaimi	EY
TALCO	13/6/2024	Capital Goods	43	516,000,000	30%	1743%	686	Alinma Investment	Alinma Investment	STAT	KPMG
RASAN	13/6/2024	Insurance	37	841,380,000	30%	1278%	665	Fransi Capital	Fransi Capital / Morgan Stanley	Latham and Watkins LLP. White Case	EY
SMASCO	12/6/2024	Commercial & Professional Svc	7.5	900,000,000	30%	1308%	1065	SNB Capital	SNB Capital	STAT	BDO Dr. Mohamed Al Amri & Co. / Baker Tilly MKM & Co.
MIAHDNA	6/6/2024	Utilities	11.5	555,193,125	30%	610%	316	Fransi Capital	EFG Hermes / Fransi Capital	Latham and Watkins LLP.	KPMG
FAKEEH CARE	5/6/2024	Health Care Equipment & Svc	57.5	2,863,500,000	25%	1450%	1340	HSBC	HSBC	White Case	KPMG
MODERN MILLS	27/3/2024	Food & Beverages	48	1,178,380,800	30%	2190%	967	HSBC	HSBC	Abdulaziz Al Ajlan and Partners / Baker & McKenzie Limited	KPMG / Aldar Audit Bureau / EY
AVALON PHARMA	27/2/2024	Pharma, Biotech & Life Science	82	492,000,000	30%	5427%	807	Alinma Investment	Aldukheil Financial Group	Mohammad AlDhabaan Law Firm Khoshaim & Associates	KPMG
MBC Group	8/1/2024	Media and Entertainment	25	831,250,000	10%	1760%	359	HSBC	HSBC / JP Morgan / SNB Capital	ASBH Clifford Chance	EY

From 2010 to 2024 IPOs – Main Market

Company	Listing Date	Sector	Offer Price (SAR)	Offer Value (SAR)	Offer %	Coverage Ratio	No. of Subscribers (000)	Lead Manager	Financial Advisor	Legal Advisor	Legal Accountant
SAL	1/11/2023	Transportation	106	2,544,000,000	30%	1545%	796	HSBC	HSBC	AS&H Clifford Chance	KPMG
ADES	11/10/2023	Energy	13.5	4,572,701,816	30%	984%	1310	SNB Capital	SNB Capital / JP Morgan / Goldman Sachs / EFG Hermes	AS&H Clifford Chance	EY
LUMI	25/9/2023	Transportation	66	1,089,000,000	30%	1150%	125	Fransi Capital	Fransi Capital	The Law Firm of Alsalloum and AlToaimi	KPMG / BDD Dr. Mohamed Al Amri & Co.
Jamjoom Pharma	20/6/2023	Pharma, Biotech & Life Science	60	1,260,000,000	30%	1100%	171	Fransi Capital	Fransi Capital / JP Morgan	Abdulaziz Al Ajlan and Partners / Baker & McKenzie Limited	KPMG
AlMawarid	19/6/2023	Commercial & Professional Svc	64	288,000,000	30%	1645%	246	Aljazira Capital	Aljazira Capital	The Law Firm of Alsalloum and AlToaimi	KPMG
LUBEREF	28/12/2022	Materials	99	4,954,455,000	25%	230%	525	SNB Capital	SNB Capital / Morgan Stanley / HSBC / Citigroup	Khosshaim & Associates	PwC
AlSaif GALLERY	27/12/2022	Consumer Discretionary	115	1,207,500,000	30%	269%	88	Fransi Capital	Fransi Capital	Salman M. Al-Sudairi Law Office	KPMG / PKF Albassam & Co.
Riyadh Cables	19/12/2022	Capital Goods	43	1,419,000,000	22%	672%	382	Riyad Capital	Riyad Capital	Muqrin Al Shaalan Law Firm	KPMG
AMERICANA	12/12/2022	Consumer Discretionary	2.68	1,419,000,000	30%	279%	283	SNB Capital	SNB Capital / FAB Capital / Goldman Sachs / Morgan Stanley	AS&H Clifford Chance	PwC
MARAFIQ	23/11/2022	Utilities	46	3,362,347,000	29%	632%	1590	HSBC	HSBC / Riyad Capital	AS&H Clifford Chance	KPMG
Perfect Presentation for Commercial Services	16/11/2022	Software & Services	185	832,500,000	30%	375%	71	Fransi Capital	Fransi Capital	Muqrin Al Shaalan Law Firm	Associated Accountants / Baker Tilly MKM & Company
Naqi Water	15/8/2022	Consumer Staples	69	414,000,000	30%	1353%	231	Aljazira Capital	Aljazira Capital	The Law Firm of Alsalloum and AlToaimi	BDD Dr. Mohamed Al Amri & Co. / Al Yousif Al Saeed Co.
Alamar Foods	9/8/2022	Consumer Discretionary	115	1,222,840,080	42%	690%	169	HSBC	HSBC	Salman M. Al-Sudairi Law Office	KPMG
Arabian Drilling	11/7/2022	Energy	100	2,670,000,000	30%	816%	497	HSBC	HSBC	The Law Firm of Alsalloum and AlToaimi	PwC
Retal Urban Development	27/6/2022	Real Estate	120	1,440,000,000	30%	888%	233	SNB Capital	SNB Capital	Abdulaziz Al Ajlan and Partners / Baker & McKenzie Limited	Baker Tilly MKM & Co.

From 2010 to 2024 IPOs – Main Market

Company	Listing Date	Sector	Offer Price (SAR)	Offer Value (SAR)	Offer %	Coverage Ratio	No. of Subscribers (000)	Lead Manager	Financial Advisor	Legal Advisor	Legal Accountant
Saudi Home Loans	20/4/2022	Financials	20	600,000,000	30%	2644%	756	Riyad Capital	Riyad Capital	Mohammad AIDhabaan Law Firm / Eversheds Sutherland LLP	KPMG
AMAK	29/3/2022	Materials	63	1,247,400,000	30%	1060%	1370	Alrajhi Capital	Alrajhi Capital	Abdulaziz Al Ajlan and Partners / Baker & McKenzie Limited	AlMajed BAEnzi(MFCPA) / EY
Nahdi Medical	22/3/2022	Consumer Staples	131	5,109,000,000	30%	1300%	1100	SNB Capital	HSBC / SNB Capital	Abdulaziz Al Ajlan and Partners / Baker & McKenzie Limited	KPMG / EY
ALDAWAA	14/3/2022	Consumer Staples	73	1,861,500,000	30%	2515%	1110	GIB Capital	GIB Capital	Salman M. Al-Sudairi Law Office	EY
EQUIPMENT HOUSE	28/2/2022	Health Care	52	312,000,000	30%	3400%	462	Alistithmar Capital	Alistithmar Capital	AlFahad & Partners	Baker Tilly MKM & Co. / Bakodah & Abo Elkhair
Elm	16/2/2022	Software & Services	128	3,072,000,000	30%	1312%	1130	Riyad Capital	Riyad Capital	Salman M. Al-Sudairi Law Office	Deloitte & Touche Bakr Abulkhair & Co / KPMG / BDO Dr. Mohamed Al Amri & Co.
EAST PIPES	14/2/2022	Materials	80	504,000,000	30%	1609%	209	SNB Capital	SNB Capital	Salman M. Al-Sudairi Law Office	PwC
Almunajem Foods	20/12/2021	Consumer Staples	60	1,080,000,000	30%	1200%	431	HSBC	HSBC	Abdulaziz Al Ajlan and Partners / Baker & McKenzie Limited	EY
Nayifat Finance	22/11/2021	Financials	34	1,190,000,000	35%	2095%	1000	HSBC	HSBC	Muqrin Al Shaalan Law Firm	PwC
Arabian Contracting Services	15/11/2021	Media and Entertainment	100	1,500,000,000	30%	1480%	650	GIB Capital	GIB Capital	Abdulaziz Al Ajlan and Partners / Baker & McKenzie Limited	Baker Tilly MKM & Co.
ACWA POWER	10/11/2021	Utilities	56	4,547,160,744	11%	1990%	1348	Riyad Capital	Citigroup / JP Morgan / Riyad Capital / Natixis	AS&H Clifford Chance	EY
Solutions	30/9/2021	Software & Services	151	3,624,000,000	20%	2365%	1040	HSBC	HSBC / SNB Capital / Morgan Stanley	Salman M. Al-Sudairi Law Office	EY
Saudi Tadawul Group	12/8/2021	Financials	105	3,780,000,000	30%	443%	598	SNB Capital	SNB Capital / JP Morgan / Citigroup	AS&H Clifford Chance	KPMG
Tanmiah Food	8/4/2021	Food & Beverages	67	402,000,000	30%	1171%	70	Fransi Capital	Fransi Capital	The Law Firm of Alsalloum and AlToaimi	PwC
Theeb Rent a Car	29/3/2021	Transportation	40	516,000,000	30%	3385%	415	Fransi Capital	Fransi Capital	The Law Firm of Alsalloum and AlToaimi	EY / Aldar Audit Bureau

From 2010 to 2024 IPOs – Main Market

Company	Listing Date	Sector	Offer Price (SAR)	Offer Value (SAR)	Offer %	Coverage Ratio	No. of Subscribers (000)	Lead Manager	Financial Advisor	Legal Advisor	Legal Accountant
Alkhoryaf	1/3/2021	Utilities	72	540,000,000	30%	1512%	137	Fransi Capital	Fransi Capital	The Law Firm of Alsalloum and AlToaimi	EY
Bin Dawood Holding	21/10/2020	Consumer Staples	96	2,194,560,000	20%	1396%	324	SNB Capital	JP Morgan / Goldman Sachs	Abdulaziz Al Ajan and Partners / Baker & McKenzie Limited	EY
Amlak International	13/7/2020	Financials	16	434,880,000	30%	2690%	267	SNB Capital	SNB Capital	The Law Office of Looaye M. Al-Akkas	EY / KPMG
Dr. Sulaiman Al Habib Medical Services Group	17/3/2020	Health Care	50	2,625,000,000	15%	710%	224	Riyad Capital	Jadwa Investment / Riyad Capital	The Law Firm of Salah-Al-Hejailan (LFSH)	EY
Saudi Aramco	11/12/2019	Energy	32	96,000,000,000	2%	465%	5056	SNB Capital	SNB Capital / Credit Suisse / Goldman Sachs / Citigroup / JP Morgan / HSBC / Merrill Lynch Morgan Stanley	Muqrin Al Shaalan Law Firm	PwC
Ataa Educational	31/7/2019	Consumer Services	29	348,000,000	30%	426%	38	HSBC	HSBC	AlFahad & Partners	KPMG
Maharah	18/06/2019	Commercial & Professional Svc	69	776,250,000	30%	230%	31	SNB Capital	SNB Capital	Salman M. Al-Sudairi Law Office	EY
Genomi Centers	22/5/2019	Real Estate	26	2,470,000,000	20%	60%	26	SNB Capital	SNB Capital / Morgan Stanley / Goldman Sachs / EFG Hermes	Abdulaziz Al Ajan and Partners / Baker & McKenzie Limited	EY / KPMG
Al Moammar Information Systems	24/4/2019	Software & Services	45	216,000,000	30%	148%	7	Fransi Capital	Fransi Capital	The Law Firm of Salah-Al-Hejailan (LFSH)	EY
National Company for Learning & Education	18/11/2018	Consumer Services	19	247,000,000	30%	327%	62	Alinma Investment	Aldukheil Financial Group	AlFahad & Partners	KPMG
. Leejam Sports	10/9/2018	Consumer Services	52	817,180,468	30%	245%	40	SNB Capital	SNB Capital	The Law Firm of Alsalloum and AlToaimi / White Case	KPMG
Zahrat Al Waha	17/9/2017	Materials	51	229,500,000	30%	267%	49	Fransi Capital	Fransi Capital	Salman M. Al-Sudairi Law Office	EY
Lazurde	29/6/2016	Consumer Durables & Apparel	37	477,300,000	30%	293%	385	Fransi Capital	Fransi Capital	White Case / The Law Firm of Alsalloum and AlToaimi	EY
Al Yamamah Steel Industries	22/5/2016	Materials	36	548,820,000	30%	479%	800	Riyad Capital	Riyad Capital	Salman M. Al-Sudairi Law Office / Latham and Watkins LLP.	KPMG
Saudi German Hospital	29/3/2016	Health Care	64	1,767,168,000	30%	274%	406	SNB Capital	SNB Capital	Salman M. Al-Sudairi Law Office / Latham and Watkins LLP.	Aldar Audit Bureau

From 2010 to 2024 IPOs – Main Market

Company	Listing Date	Sector	Offer Price (SAR)	Offer Value (SAR)	Offer %	Coverage Ratio	No. of Subscribers (000)	Lead Manager	Financial Advisor	Legal Advisor	Legal Accountant
Alandalus Property	12/1/2016	Real Estate	18	378,000,000	30%	469%	1100	Riyad Capital	Riyad Capital	Salman M. Al-Sudairi Law Office / Latham and Watkins LLP.	BDO Dr. Mohamed Al Amri & Co.
Saudi Ground Services	25/6/2015	Transportation	50	2,820,000,000	30%	339%	1900	HSBC	HSBC	Clifford Chance LLP	KPMG
Saudi Hardware and Tools	12/5/2015	Consumer Discretionary	70	504,000,000	30%	620%	1080	HSBC	HSBC	Abdulaziz Al Ajan and Partners / Baker & McKenzie Limited	PwC
MEPCO	3/5/2015	Materials	30	450,000,000	30%	473%	1340	Riyad Capital	Riyad Capital	The Law Office of Looaye M. Al-Akkas / Vinson & Elkins LLP	Deloitte & Touche Bakr Abulkhair & Co.
Electrical industries	7/12/2014	Capital Goods	54	729,000,000	30%	523%	1740	SNB Capital	SNB Capital	Abdulaziz Al Ajan and Partners / Baker & McKenzie Limited	EY / PwC
National Commercial Bank	12/11/2014	Banks	45	22,500,000,000	25%	230%	1250	HSBC / GIB Capital	HSBC / GIB Capital	Salman M. Al-Sudairi Law Office / Latham and Watkins LLP.	EY / KPMG
Al Hammadi Holding	15/7/2014	Health Care	28	630,000,000	30%	248%	1680	SNB Capital	SNB Capital	The Law Office of Looaye M. Al-Akkas / Vinson & Elkins LLP	PwC
Al Hokair Group	26/6/2014	Consumer Discretionary	50	825,000,000	30%	329%	1690	Fransi Capital	Fransi Capital	Freshfields / The Law Firm of Salah AlHejailan (LFSH)	PwC / EY
Umm Al-Qura Cement	12/6/2014	Materials	10	275,000,000	50%	848%	3310	Riyad Capital	Riyad Capital	AlFahad & Partners	AlHoshan Certified Public Accountants and Auditors
Farm Superstores	16/2/2014	Consumer Staples	36	270,000,000	30%	564%	1430	Yaqeen Capital	Yaqeen Capital	The Law Office of Looaye M. Al-Akkas / Vinson & Elkins LLP	Deloitte & Touche Bakr Abulkhair & Co.
Bawan	24/12/2013	Capital Goods	36	540,000,000	30%	261%	1100	Fransi Capital	Fransi Capital	Legal Advisors / Baker & McKenzie Limited	PKF Albassam & Co.
MetLife AIG Arabic	26/11/2013	Insurance	10	52,500,000	30%	1182%	1060	Alawwal Invest	Alawwal Invest	Abdulaziz Al Assaf Law Firm / Sherman and Sterling LLB	Deloitte & Touche / Bakr Abulkhair & Co.
Al-Jazirah Takaful	21/7/2013	Insurance	10	105,000,000	30%	913%	1600	Aljazira Capital	BMG Group	Hourani and Associates / Mishal Al-Aqeel Law Firm	PwC
The National Medical Care	13/3/2013	Health Care	27	364,500,000	30%	705%	2140	Riyad Capital	Riyad Capital	Khoshaim & Associates / Allen Overy	KPMG / EY / Deloitte & Touche Bakr Abulkhair & Co.
Northern Region Cement	5/2/2013	Materials	10	900,000,000	50%	323%	3800	ANB Invest	ANB Capital Ithraa Capital	Abdulaziz Al-Bosaily Law Office / Clyde & Co.	KPMG


From 2010 to 2024 IPOs – Main Market

Company	Listing Date	Sector	Offer Price (SAR)	Offer Value (SAR)	Offer %	Coverage Ratio	No. of Subscribers (000)	Lead Manager	Financial Advisor	Legal Advisor	Legal Accountant
Dallah Healthcare	17/12/2012	Health Care	38	539,600,000	30%	313%	1200	SNB Capital	SNB Capital	AlFahad & Partners	PwC / EY
City Cement	13/10 /2012	Materials	10	946,000,000	50%	301%	3230	Riyad Capital	Riyad Capital	AlFahad & Partners	Talal Abu Ghazaleh & Co / Sameer Al Amawi & Adel Abu Al-Khair Company
CATRION Catering Holding Co.	9/7/2012	Commercial & Professional Svc	54	1,328,400,000	30%	221%	938	Fransi Capital	Fransi Capital	Al-Jadaan & Partners Law Firm	Deloitte & Touche Bakr Abulkhair & Co.
Alinma Tokio Marine C	24/6/2012	Insurance	10	60,000,000	30%	1612%	1460	Alinma Investment	Alinma Investment	Hatem Ghazzawi and Partners	EY
Seera Group Holding	4/6/2012	Consumer Services	57	1,368,000,000	30%	241%	1020	SNB Capital	SNB Capital	AlFahad & Partners	KPMG
Najran Cement	12/5/2012	Materials	10	850,000,000	50%	306%	2714	Fransi Capital	Fransi Capital	Abdulaziz Al Ajan and Partners / Baker & McKenzie Limited	BDO Dr. Mohamed Al Amri & Co.
Saudi Enaya Cooperative Insurance	27/2/2012	Insurance	10	160,000,000	40%	238%	488	Alawal Invest	Alawal Invest	Hourani and Associates / Mishaal Al-Aqeel Law Firm	EY
Takween Advanced Industries	7/2/2012	Materials	26	234,000,000	30%	571%	688	SNB Capital	Morgan Stanley	Law Office of Mohammed Al-Sheikh / Latham and Watkins LLP.	Deloitte & Touche Bakr Abulkhair & Co.
United Electronics	24/12/2011	Consumer Discretionary	55	396,000,000	30%	215%	260	HSBC	HSBC	Hourani and Associates / Mishaal Al-Aqeel Law Firm	Deloitte & Touche Bakr Abulkhair & Co.
Hail Cement	16/10/2011	Materials	10	489,500,000	50%	227%	917	GIB Capital	GIB Capital	Hourani and Associates / Mishaal Al-Aqeel Law Firm	EY
Union Wire Factories	21/8/2011	Materials	34	331,500,000	30%	134%	197	Yaqeen Capital	Yaqeen Capital	Abdulaziz Al Assaf Law Firm / Norton Rose	Deloitte & Touche Bakr Abulkhair & Co.
Abdullah Abdul Mohsen Al-Khodari Sons	23/10/2010	Capital Goods	48	612,000,000	30%	142%	342	GIB Capital	GIB Capital	Law Office of Mohammed AlRasheed / Baker Botts LLP	EY

From 2010 to 2024 IPOs – Main Market

Company	Listing Date	Sector	Offer Price (SAR)	Offer Value (SAR)	Offer %	Coverage Ratio	No. of Subscribers (000)	Lead Manager	Financial Advisor	Legal Advisor	Legal Accountant
Al Jouf Cement	11/8/2010	Materials	10	850,000,000	50%	204%	1630	SNB Capital	Value Capital / SNB Capital	Hani Qurashi Law Firm / Eversheds Sutherland LLP	KPMG
Knowledge Economic City	9/8/2010	Real Estate	10	1,020,000,000	30%	173%	1970	SNB Capital / Swicorp	SNB Capital / Swicorp	Torki A. Al Shubaiki / Baker & McKenzie Limited	KPMG
Amana Cooperative Insurance	13/6/2010	Insurance	10	128,000,000	40%	451%	1048	Yaqeen Capital	Yaqeen Capital	Abdulaziz Al Assaf Law Firm / Norton Rose	Deloitte & Touche Bakr Abulkhair & Co.
Solidarity Saudi Takaful	8/6/2010	Insurance	10	222,000,000	40%	300%	1242	Riyad Capital	BMG Group	Abdulaziz Al Assaf Law Firm / Norton Rose	PKF Albassam & Co.
Wataniya Insurance	6/6/2010	Insurance	10	200,000,000	30%	2000%	1140	Alawwal Invest	Alawwal Invest	Mishal Al-Aqeel Law Firm / Hourani and Associates	KPMG
Al Hassan Ghazi Ibrahim Shaker	17/5/2010	Capital Goods	49	514,500,000	30%	169%	743	Jadwa Investment	Jadwa Investment	Law Office of Mohammed Al-Sheikh / White Case	KPMG
Naseej International Trading	22/2/2010	Consumer Durables & Apparel	27	243,000,000	30%	457%	1430	Aldukheil Financial Group	Aldukheil Financial Group	Abdulaziz H. Al Fahad & Partners Law Firm	Deloitte & Touche / Bakr Abulkhair & Co.
Buruj Cooperative Insurance	15/2/2010	Insurance	10	52,000,000	40%	1163%	1121	Alrajhi Capital	Morgan Stanley	Abdulaziz Al Assaf Law Firm / Norton Rose	PKF Albassam & Co.
Gulf General Cooperative Insurance	8/2/2010	Insurance	10	80,000,000	40%	1015%	1500	Alawwal Invest	Alawwal Invest	Abdulaziz Al Assaf Law Firm / Norton Rose	EY
Herfy Food Services	2/2/2010	Consumer Services	51	413,100,000	30%	241%	745	Aldukheil Financial Group	Aldukheil Financial Group	Torki A. Al Shubaiki / Baker & McKenzie Limited	PwC

Nomu - Parallel Market Offers Summary



From 2017 to 2024 IPOs– Nomu Market

Company	Listing Date	Sector	Offer Price (SAR)	Offer Value (SAR)	Offer %	Coverage Ratio	No. of Subscribers	Lead Manager	Financial Advisor	Legal Advisor	Legal Accountant
ALBATTAL FACTORY	31/12/2024	Materials	63	42,210,000	20%	204%	742	Yaqeen Capital	Yaqeen Capital		El Sayed Elayouty & Co.
BALSM MEDICAL	16/12/2024	Health Care Equipment & Svc	60	15,000,000	20%	1694%	1370	Yaqeen Capital	Yaqeen Capital		RSM Allied Accountants
DRC	12/11/2024	Commercial & Professional Svc	83	28,012,500	20%	313%	1327	Value Capital	Value Capital		RSM Allied Accountants
ARABICA	12/5/2024	Consumer Services	64	17,600,000	20%	1607%	1385	Yaqeen Capital	Yaqeen Capital		RSM Allied Accountants
JANA	12/1/2024	Health Care Equipment & Svc	44	28,270,000	20%	150%	963	Musharaka Capital	Afaq Capital		RSM Allied Accountants
MULTI BUSINESS	12/4/2024	Commercial & Professional Svc	15	45,000,000	25%	269%	1174	Derayah Financial	Amwal financial	Almaghthawi & Partners	Maham for Professional Services
MUFEED	26/11/2024	Media and Entertainment	77	46,200,000	10%	515.5%	1324	Value Capital	Value Capital		El Sayed Elayouty & Co.
ALFAKHERA	28/11/2024	Consumer Durables & Apparel	6	36,000,000	20%	268%	957	Yaqeen Capital	Yaqeen Capital	Munsifun Advocates & Legal Consultants	RSM Allied Accountants
SHALFA	6/11/2024	Commercial & Professional Svc	61	38,430,000	15%	1912%	1463	Value Capital	Value Capital		Maham for Professional Services
PURITY	5/11/2024	Software & Services	8	24,000,000	20%	478%	1137	Yaqeen Capital	Yaqeen Capital		RSM Allied Accountants
First Avenue	16/10/2024	Real Estate	6	98,543,718	8%	740%	820	AlKhair Capital	AlKhair Capital	Khaligyouun Legal Advisors – KLA Firm	RSM Allied Accountants
SAMA WATER	21/10/2024	Food & Beverages	2.7	27,000,000	20%	239%	686	Yaqeen Capital	Yaqeen Capital		El Sayed Elayouty & Co.
THARWAH	27/8/2024	Commercial & Professional Svc	62	43,755,384	15%	108%	630	Value Capital	Value Capital		Bakertilly MKM & Co
ASG	18/8/2024	Materials	44	33,000,000	11%	321%	719	Yaqeen Capital	Yaqeen Capital		RSM Allied Accountants
ALASHGHAL ALMOYSRA	24/7/2024	Commercial & Professional Svc	50	24,000,000	20%	431%	394	Yaqeen Capital	Yaqeen Capital		RSM Allied Accountants
Leaf Global Environmental Services Co.	27/6/2024	Commercial & Professional Svc	50	75,000,000	30%	126%	669	Alkhair Capital	Alkhair Capital	Al-Saleh and Al-Sahli Law Firm	El Sayed Elayouty & Co.
Yaqeen Capital Company	26/6/2024	Financials	40	20,000,000	20%	115%	1332	Alinma Investment	Alinma Investment		Pwc. / KPMG

From 2017 to 2024 IPOs– Nomu Market

Company	Listing Date	Sector	Offer Price (SAR)	Offer Value (SAR)	Offer %	Coverage Ratio	No. of Subscribers	Lead Manager	Financial Advisor	Legal Advisor	Legal Accountant
Neft Alsharq Company for Chemical Industries	25/6/2024	Materials	3.6	18,000,000	20%	489%	992	Yaqeen Capital	Yaqeen Capital		RSM Allied Accountants
Horizon Educational Co.	2/6/2024	Consumer Services	54	27,000,000	20%	682%	866	Yaqeen Capital	Yaqeen Capital		RSM Allied Accountants
Mohammed Hadi Al Rasheed and Partners Co.	23/5/2024	Materials	28	40,320,000	12%	683%	799	Yaqeen Capital	Yaqeen Capital		RSM Allied Accountants
Qomel Company	9/5/2024	Health Care / Health Care Equipment & Services	80	40,000,000	14%	300%	759	Derayah Financial	Watheeq Capital		RSM Allied Accountants
Taqat Mineral Trading Co.	28/3/2024	Materials	18	43,875,000	20%	109%	393	Alinma Investment	Miyar Capital		Al-Kharashi and Partners
Al Mohafaza Company for Education	26/3/2024	Consumer Discretionary	18	28,800,000	20%	324%	332	Yaqeen Capital	Yaqeen Capital		RSM Allied Accountants
Quara Finance Co.	7/3/2024	Financials	15	39,750,000	9%	218%	273	Riyad Capital	Riyad Capital		Pwc
Al-Modawat Specialized Medical Co.	25/2/2024	Health Care	111	52,725,000	20%	136%	276	Yaqeen Capital	Yaqeen Capital		Talal Abu-Ghazaleh & Co.
WSM for Information Technology Co.	21/2/2024	Software & Services	49	19,110,000	20%	405%	898	Value Capital	Value Capital		Al-Kharashi and Partners
Pan Gulf Marketing Co.	18/2/2024	Commercial & Professional Svc	51	30,600,000	12%	109%	145	Yaqeen Capital	Yaqeen Capital		PKF Albassam & Co.
View Limited Real Estate Development Co.	13/12/2023	Real Estate	70	42,000,000	18%	110%	108	Al-Nefae Investment Group	watheeq capital	Nalcom For Law And Legal Advice Co	PKF Albassam & Co.
Lana Medical Co.	6/12/2023	Health Care	31	22,320,000	24%	117%	183	Yaqeen Capital	Yaqeen Capital		Al-Kharashi and Partners
Riyadh Steel	3/12/2023	Materials	17	17,000,000	20%	223%	362	Alinma Investment	Alinma Investment		PKF Albassam & Co. / RSM Allied Accountants
Armah Sports	30/11/2023	Consumer Discretionary	28	137,982,824	15%	404%	251	Fransi Capital	Fransi Capital	The Law Firm of Alsalloum and AlToaimi	Bakertilly MKM & Co.
Fad International Company	28/11/2023	Consumer Discretionary	84	20,160,000	20%	923%	384	Yaqeen Capital	Yaqeen Capital		pwc

From 2017 to 2024 IPOs– Nomu Market

Company	Listing Date	Sector	Offer Price (SAR)	Offer Value (SAR)	Offer %	Coverage Ratio	No. of Subscribers	Lead Manager	Financial Advisor	Legal Advisor	Legal Accountant
Mulkia Investment	12/11/2023	Financials	38	49,400,000	20%	240%	622	Aljazira Capital	Aljazira Capital	Al-Saleh and Al-Sahli Law Firm	PKF Albassam & Co.
Osool & Bakheet investment	7/11/2023	Financials	45	67,500,000	26%	329%	302	Sico Capital	Amwal financial		Crowe Global
Riyal Investment and Development	24/10/2023	Transportation	42	30,240,000	9%	145%	406	Alinma Investment	Aldukheil Financial Group		KPMG
Clean Life	23/10/2023	Commercial & Professional Svc	112	33,600,000	20%	568%	367	Al-Nefae Investment Group	Watheeq Capital		Talal Abu-Ghazaleh & Co.
United Mining Industries	22/10/2023	Materials	34	59,500,000	13%	344%	374	Alkhair Capital	Alkhair Capital	Al-Saleh and Al-Sahli Law Firm	Bakertilly MKM & Co.
Atlas Elevators General Trading and Contracting	4/10/2023	Capital Goods	23	27,600,000	20%	541%	539	Yaqeen Capital	Yaqeen Capital		RSM Allied Accountants
Intelligent Oud Company For Trading	2/10/2023	Household & Personal Products	49	15,925,000	20%	1984%	729	Derayah Financial	team one		PKF Albassam & Co.
Munawla Cargo	11/9/2023	Transportation	110	22,000,000	20%	2113%	867	Derayah Financial	watheeq capital		El Sayed Elayouty & Co.
Dar Almarkabah for Renting Cars	29/8/2023	Transportation	40	20,000,000	20%	1780%	619	Derayah Financial	watheeq capital		RSM Allied Accountants
Marble Design	8/8/2023	Materials	56	33,600,000	10%	706%	382	Yaqeen Capital	Yaqeen Capital		Al-Kharashi and Partners
Professional Medical Expertise	26/7/2023	Health Care	68	71,400,000	30%	449%	284	Fransi Capital	Fransi Capital		Bakertilly MKM & Co.
Al-Razi Medical	22/6/2023	Health Care Equipment & Svc	28	8,512,000	20%	2320%	675	Derayah Financial	team one		PKF Albassam & Co.
Tam Development	14/6/2023	Commercial & Professional Svc	130	76,128,000	16%	141%	193	Yaqeen Capital	Yaqeen Capital		KPMG
AlMuneef	7/6/2023	Capital Goods	70	53,200,000	20%	143%	140	Yaqeen Capital	Yaqeen Capital		RSM Allied Accountants
Meyar	1/5/2023	Materials	59	15,658,600	20%	943%	324	Yaqeen Capital	Yaqeen Capital		Al-Kharashi and Partners
Saudi Lime Industries	27/4/2023	Materials	17	34,000,000	10%	319%	138	Alkhair Capital	Alkhair Capital	Al-Saleh and Al-Sahli Law Firm	Bakertilly MKM & Co.
Ghida Alsultan for Fast Food	13/4/2023	Consumer Services	84	53,760,000	20%	109%	226	Alinma Investment	Alinma Investment	ZH partners	BDO Dr. Mohamed Al Amri & Co.

From 2017 to 2024 IPOs– Nomu Market

Company	Listing Date	Sector	Offer Price (SAR)	Offer Value (SAR)	Offer %	Coverage Ratio	No. of Subscribers	Lead Manager	Financial Advisor	Legal Advisor	Legal Accountant
Foods Gate Trading	5/4/2023	Consumer Services	56	23,520,000	20%	557%	301	Yaqeen Capital	Yaqeen Capital		Crowe Global
Horizon Food	26/3/2023	Food & Beverages	37	59,200,000	20%	103%	93	Al-Nefae Investment Group	Wasatah Capital	The Law Office of Maha Al-Mogren	RSM Allied Accountants
Bena Steel Industries	22/3/2023	Materials	52	31,200,000	12%	150%	177	Yaqeen Capital	Yaqeen Capital		Bakertilly MKM & Co.
Knowledge Net	20/3/2023	Software & Services	40	28,000,000	20%	141%	228	Osool & Bakheet	Amwal financial		Bakertilly MKM & Co.
Waja	8/3/2023	Capital Goods	90	40,950,000	13%	132%	127	Alinma Investment	Marifa Capital	Al-Saleh and Al-Sahli Law Firm	Osama A. Elkhereiji & Partner Co. / PKF Albassam & Co.
Nafath Food Products	10/1/2023	Food & Beverages	150	43,200,000	12%	343%	187	Yaqeen Capital	Yaqeen Capital		RSM Allied Accountants
Leen Alkhair Trading	1/1/2023	Food & Beverages	65	62,318,750	24%	116%	400	Yaqeen Capital	Yaqeen Capital		Al-Kharashi and Partners
Saudi Top for Trading	22/12/2022	Materials	133	117,040,000	22%	103%	435	Alinma Investment	Watheeq Capital		KPMG
Molan Steel	20/12/2022	Materials	24	12,777,936	23%	503%	103	Yaqeen Capital	Yaqeen Capital		RSM Allied Accountants
Al Waha REIT	30/11/2022	REITs	12	32,270,690	22%	180%	150	Al-Nefae Investment Group	Wasatah Capital	The Law Office of Mohammed AlAmmar / King & Spalding LLP	PKF Albassam & Co.
Knowledge Tower Trading Co.	17/11/2022	Consumer Discretionary	40	14,000,000	20%	1386%	444	Derayah Financial	Watheeq Capital		RSM Allied Accountants / El Sayed Elayouty & Co.
Abdulaziz & Mansour Ibrahim Albabtin Co.	18/10/2022	Consumer Staples	77	41,888,000	16%	649%	345	Yaqeen Capital	Yaqeen Capital		RSM Allied Accountants
Arabian Plastic Industrial Co.	5/10/2022	Materials	27	27,000,000	20%	1543%	509	Yaqeen Capital	Yaqeen Capital		Osama A. Elkhereiji & Partner Co.
Naba Alsaha Medical Services	7/9/2022	Health Care	57	79,800,000	20%	531%	2027	Derayah Financial	Aldukheil Financial Group		RSM Allied Accountants

From 2017 to 2024 IPOs– Nomu Market

Company	Listing Date	Sector	Offer Price (SAR)	Offer Value (SAR)	Offer %	Coverage Ratio	No. of Subscribers	Lead Manager	Financial Advisor	Legal Advisor	Legal Accountant
International Human Resources	22/8/2022	Commercial & Professional Svc	34	17,000,000	20%	948%	568	Yaqeen Capital	Yaqeen Capital		Al-Kharashi and Partners
Saudi Networkers Services	17/8/2022	Software & Services	71	106,500,000	25%	223%	950	Derayah Financial	Aldukheil Financial Group		EY / PwC
Amwaj International	16/6/2022	Consumer Discretionary	72	43,200,000	10%	976%	439	Alinma Investment	Marifa Capital		EY / RSM Allied Accountants
Ladun Investment	14/6/2022	Real Estate	18	90,000,000	10%	2097%	795	Yaqeen Capital	Yaqeen Capital		El Sayed Elayouty & Co.
FADECO	12/6/2022	Food & Beverages	71	20,022,000	20%	5770%	1086	Yaqeen Capital	Yaqeen Capital		Bakertilly MKM & Co
TIBBIYAH	3/3/2022	Health Care	82	410,000,000	25%	1263%	4115	Derayah Financial	Aldukheil Financial Group		KPMG
ALJOUF WATER	2/3/2022	Food & Beverages	35	21,875,000	20%	5156%	1413	Yaqeen Capital	Yaqeen Capital		Al-Kharashi and Partners
Raoum Trading Co.	21/2/2022	Capital Goods	80	80,000,000	20%	741%	963	Al-Nefae Investment Group	Wasatah Capital		PKF Albassam & Co.
Gas Arabian Services Co.	7/2/2022	Capital Goods	90	71,100,000	5%	4758%	1281	Yaqeen Capital	Yaqeen Capital		BDO Dr. Mohamed Al Amri & Co / EY
ALWASAIL INDUSTRIAL	18/1/2022	Capital Goods	19	47,500,000	10%	1620%	841	Yaqeen Capital	Yaqeen Capital		Al-Kharashi and Partners
Advance International	6/1/2022	Software & Services	110	44,000,000	20%	1980%	774	Yaqeen Capital	Yaqeen Capital		Al-Kharashi and Partners
Jahez	5/1/2022	Consumer Services	850	1,159,343,900	13%	589%	3160	HSBC	HSBC	Salman M. Al-Sudairi Law Office	KPMG
Group Five Pipe Saudi	29/11/2021	Materials	35	98,000,000	10%	1207%	1509	Derayah Financial	Aldukheil Financial Group	AlFahad & Partners	KPMG
Alhasoob	4/11/2021	Consumer Discretionary	95	26,600,000	20%	2318%	278	Al-Nefae Investment Group	Marifa Capital		Al-Kharashi and Partners

From 2017 to 2024 IPOs– Nomu Market

Company	Listing Date	Sector	Offer Price (SAR)	Offer Value (SAR)	Offer %	Coverage Ratio	No. of Subscribers	Lead Manager	Financial Advisor	Legal Advisor	Legal Accountant
BURGERIZZR	8/9/2021	Consumer Discretionary	165	119,625,000	29%	6646%	821	Emirates NBD KSA	Emirates NBD KSA	Al-Saleh and Al-Sahli Law Firm	BDO Dr. Mohamed Al Amri & Co. / Talal Abu-Ghazaleh & Co.
Sumo Real Estates	11/5/2020	Real Estate	24	180,000,000	30%	236%	113	Derayah Financial	Aldukheil Financial Group		Talal Abu-Ghazaleh & Co.
National Building & Marketing	29/4/2018	Capital Goods	27	32,400,000	20%	100%	46	Value Capital	Value Capital		El Sayed Elayouty & Co.
AlKathiri Holding	9/7/2017	Materials	31	25,389,000	26%	251%	97	Yaqeen Capital	Yaqeen Capital		PKF Albassam & Co. / UTC International
Thob Al-Aseel	15/6/2017	Consumer Durables & Apparel	85	255,000,000	20%	150%	204	Yaqeen Capital	Yaqeen Capital		Abdullah Alhamzah / KPMG
Raydan Restaurants and Cuisines	26/2/2017	Consumer Services	32	216,000,000	30%	493%	221	Alistithmar Capital	Alistithmar Capital	Dr. Sultan Al Masoud & Associates Law Firm / Sherman and Sterling LLB	Deloitte & Touche Bakr Abulkhair & Co.
Abo Moati Stationaries	26/2/2017	Consumer Discretionary	15	48,000,000	20%	290%	73	Yaqeen Capital	Yaqeen Capital		Al-Kharashi and Partners
Development Works for Food	26/2/2017	Consumer Services	65	16,250,000	20%	503%	103	Yaqeen Capital	Yaqeen Capital		Al Sulaiman Chartered Accountants / Alluhaid & Alyahya Chartered Accountants
Al-Omran Industrial Trading	26/2/2017	Capital Goods	28	33,600,000	20%	219%	63	Saudi Kuwaiti Finance House	Saudi Kuwaiti Finance House	Firas Al Shawwaf Law Firm	Associated Accountants
Alsamaani Factory for Metal Industries	26/2/2017	Commercial & Professional Svc	78	17,550,000	20%	166%	56	BMG Group	BMG Group		AlMousa Certified Accountants & Consultants / Alluhaid & Alyahya Chartered Accountants
Baazeem Trading	26/2/2017	Consumer Discretionary	39	118,462,500	30%	421%	177	Alistithmar Capital	Alistithmar Capital	AlFahad & Partners	El Sayed Elayouty & Co.
Arab Sea Information Systems	26/2/2017	Software & Services	11	22,000,000	20%	249%	80	Yaqeen Capital	Yaqeen Capital		Abdulwahab AL Ageel


From 2017 to 2024 Direct Listings – Nomu Market

Company	Listing Date	Sector	Offer Price (SAR)	Offer Value (SAR)	Offer %	Coverage Ratio	No. of Subscribers	Lead Manager	Financial Advisor	Legal Advisor	Legal Accountant
Miral Dental Clinics Co.	29/5/2024	Health Care							Yaqeen Capital		Bakertilly MKM & Co. / Crowe Global
Almujtama Alraida Medical	22/11/2023	Consumer Staples							Aldukheil Financial Group	Abdulrahman alnafa	Talal Abu-Ghazaleh & Co.
Al Rashid Industrial	12/9/2023	Materials							Alkhair Capital		Alluhaid & Alyahya Chartered Accountants
Paper Home	4/9/2023	Materials							Marifa Capital		Alluhaid & Alyahya Chartered Accountants
Mayar Holding	11/4/2023	Capital Goods							Amwal financial	AL Tamimi &co	Alluhaid & Alyahya Chartered Accountants
Balady Poultry	19/3/2023	Food & Beverages							Yaqeen Capital		RSM Allied Accountants
Alqemam for Computer Systems	31/1/2023	Software & Services							Aldukheil Financial Group		Bakertilly MKM & Co.
Edarat Communication and Information Technology	26/12/2022	Software & Services							Yaqeen Capital		PKF Albassam & Co.
Sure International Technology	24/10/2022	Software & Services							Yaqeen Capital		Bakertilly MKM & Co.
Rawasi Albina Investment Co.	18/8/2022	Capital Goods							Marifa Capital		Osama A. Elkhereiji & Partner Co.
Future Care Trading Co.	1/8/2022	Health Care							Marifa Capital		RSM Allied Accountants
Academy of Learning Company	18/7/2022	Consumer Services							Aldukheil Financial Group		BDO Dr. Mohamed Al Amri & Co.
Keir International Company	17/7/2022	Capital Goods							Alistithmar Capital		Crowe Global
National Env Recycling	26/5/2022	Commercial & Professional Svc							SNB Capital	Mohammad AIDhabaan Law Firm	Crowe Global

From 2017 to 2024 Direct Listings – Nomu Market

Company	Listing Date	Sector	Offer Price (SAR)	Offer Value (SAR)	Offer %	Coverage Ratio	No. of Subscribers	Lead Manager	Financial Advisor	Legal Advisor	Legal Accountant
Aqaseem Factory for Chemicals & Plastics Co.	25/5/2022	Materials							Yaqeen Capital		Al-Kharashi and Partners
Naseej for Communication & Info Tech Co.	24/5/2022	Software & Services							Al-Rajhi Capital		BDD Dr. Mohamed Al Amri & Co.
Saudi AZM	3/1/2022	Software & Services							AlKhair Capital	Al-Saleh and Al-Sahli Law Firm	KPMG
Saudi Parts Center	21/2/2022	Capital Goods							Yaqeen Capital		EY
Obeikan Glass	7/2/2022	Capital Goods							Yaqeen Capital		Crowe Global
AME Company for Medical Supplies	18/1/2022	Health Care							Aldukheil Financial Group		KPMG
Enma AlRawabi	28/10/2021	Real Estate							Yaqeen Capital		Al-Kharashi and Partners
Natural Gas Distribution	22/9/2021	Utilities							Yaqeen Capital		Al-Kharashi and Partners
Banan Real Estate	11/8/2021	Real Estate							Aldukheil Financial Group	Al-Saleh and Al-Sahli Law Firm	Osama A. Elkherejji & Partner Co.
Canadian Medical Center	2/8/2021	Health Care							Aldukheil Financial Group	EKP / Al-Enezee Legal Counsel	Bakertilly MKM & Co.
MOBI Industry	28/7/2021	Household & Personal Products							Yaqeen Capital		Al-Kharashi and Partners
Mohammed Hasan AlNaqool Sons	2/6/2021	Materials							Yaqeen Capital		Talal Abu-Ghazaleh & Co.
Fesh Fash Snack Food Production Co	4/5/2021	Food & Beverages							Yaqeen Capital		Crowe Global
Watani Iron Steel Co	17/2/2021	Materials							Yaqeen Capital		PKF Albassam & Co.


REITs IPOs Summary



From 2010 to 2024 IPOs – REITs Market

Company	Listing Date	Sector	Offer Price (SAR)	Offer %	Coverage Ratio	No. of Subscribers (000)	Lead Manager	Financial Advisor	Legal Advisor	Legal Accountant
Alistithmar AREIC Diversified REIT Fund	9/4/2024	REITs	10	30.58%	135.10%	31,005	Alistithmar Capital	Alinma Investment	STAT Law Firm	PKF Albassam & Co.
Alinma Hospitality REIT Fund	30/1/2023	REITs	10	50%	190%	185	Alinma Investment	Alinma Investment	Khaid Nassar & Partner	Alluhaid Chartered Accountants
Alwaha REIT Fund	11/30/2022	REITs	10	21.5%	229.48%	150	Wasatah Capital	Albilad Investment	The Law Office of Mohammed AlAmmar / King & Spalding LLP	PKF Albassam & Co.
Alkhabeer REIT	20/3/2019	Real Estate	10	36%	104%	25	Alkhabeer Capital	Alkhabeer Capital	The Law Office of Mohammed AlAmmar / King & Spalding LLP	Crowe Global
MEFIC REIT	13/11/2018	Real Estate	10	72%	100%	31	MEFIC Capital	MEFIC Capital	Alsalem boutique	PKF Albassam & Co.
Alinma Retail REIT Fund	6/8/2018	Real Estate	10	30%	101%	19	Alinma Investment	Alinma Investment	Mohammad AIDhabaan Law Firm /Eversheds Sutherland LLP	Alluhaid Chartered Accountants
Bonyan REIT	25/7/2018	Real Estate	10	40%	100%	26	Fransi Capital	Fransi Capital	Salman M. Al-Sudairi Law Office	Crowe Global
Sedco Capital REIT	1/5/2018	Real Estate	10	100%	101%	74	SEDCO Capital / SNB Capital	SNB Capital	The Law Office of Mohammed AlAmmar / King & Spalding LLP	EY
Derayah REIT	26/3/2018	Real Estate	10	34%	125%	11	Derayah Financial	Derayah Financial		PKF Albassam & Co.
Al Rajhi REIT	20/3/2018	Real Estate	10	35%	174%	91	Alrajhi Capital	Alrajhi Capital	The Law Office of Mohammed AlAmmar / King & Spalding LLP	PKF Albassam & Co.
Jadwa REIT Saudi	11/2/2018	Real Estate	10	30%	121%	58	Jadwa Investment	Jadwa Investment	ASGH Clifford Chance	Alluhaid Chartered Accountants
SICO Saudi REIT	18/1/2018	Real Estate	10	100%	100%	2	SICO Capital	SICO Capital		PKF Albassam & Co.
Alahi REIT I	8/1/2018	Real Estate	10	30%	157%	25	SNB Capital	SNB Capital	Salman M. Al-Sudairi Law Office / Latham and Watkins LLP.	KPMG
Mulkia REIT	5/11/2017	Real Estate	10	33%	2000%	28	Mulkia Investment	Mulkia Investment	The Law Office of Mohammed AlAmmar / King & Spalding LLP	PKF Albassam & Co.
Musharaka REIT	1/10/2017	Real Estate	10	4%	1021%	12	Musharaka Capital	Musharaka Capital	SGD Law Firm	RSM
AL Maather REIT	22/8/2017	Real Estate	10	30%	1520%	4	Osool & Bakheet Investment	Osool & Bakheet Investment	Turkistani and Alabbad	RSM
Taleem REIT	30/5/2017	Real Estate	10	30%	890%	2	Fransi Capital	Fransi Capital		Crowe Global
Jadwa REIT Al Haramain	30/4/2017	Real Estate	10	100%	1257%	6	Jadwa Investment	Jadwa Investment	The Law Office of Mohammed AlAmmar / King & Spalding LLP	Alluhaid Chartered Accountants
AlJazira REIT	15/2/2017	Real Estate	10	100%	300%	494	Aljazira Capital	Aljazira Capital		PKF Albassam & Co.
Riyad REIT	13/11/2016	Real Estate	10		Direct Listing		Riyad Capital	Riyad Capital	The Law Office of Mohammed AlAmmar / King & Spalding LLP	PKF Albassam & Co.


Close Ended Funds IPOs Summary



From 2010 to 2024 IPOs – Close Ended Funds Market

Company	Listing Date	Authorized Capital (SAR)	No. of Units	Offer Price (SAR)	Coverage Ratio	No. of Subscribers	Fund Manager	Financial Advisor	Legal Advisor	Legal Accountant
Alkhabeer Growth and Income Traded Fund	27/4/2022	1,000,000,000	100,000,000	10	105.39%	470,160	Aljazira Capital	-	The Law Office of Mohammed AlAmmar / King & Spalding LLP	Crowe Global
Al Khabeer Diversified Income Traded Fund	19/2/2021	472,814,700	47,281,470	10	157%	33,812	Aljazira Capital	-	The Law Office of Mohammed AlAmmar / King & Spalding LLP	Crowe Global
Al Khabeer Diversified Income Traded Fund 2030	7/17/2024	1,000,000,000	100,000,000	10	30.02%	64,327	Aljazira Capital	-	The Law Office of Mohammed AlAmmar / King & Spalding LLP	Crowe Global

Debt IPOs Summary



From 2010 to 2024 IPOs – Debt Market

Company	Listing Date	Authorized Capital (SAR)	Issuance Amount (SAR)	Maturity Date	Fund Manger	Legal Advisor	Legal Accountant
Sukuk AlKathiri	10/4/2023	113,022,000	100,000,000	30/03/2028	Alkhair Capital	Al-Saleh and Al-Sahli Law Firm	-
Al Rajhi Bank Tier I Sukuk	6/12/2022	40,000,000,000	10,000,000,000	Perpetual	Al Rajhi Capital	Allen & Overy LLP / Clifford Chance LLP / Khoshaim & Associates / ASGH	KPMG / EY
Bahri Sukuk*	30/7/2015	3,937,500,000	3,900,000,000	30/07/2022	HSBC /SNB Capital / JP Morgan Saudi	Clifford Chance	EY / BDO
Saudi Electricity Company Sukuk 4*	2014/01/30	41,665,938,150	4,500,000,000	30/01/2054	HSBC / Franci Capital	Zeyad Sameer Khoshaim Law Firm	EY
Sadara Sukuk	2/4/2013	2,000,000	7,500,000,000	15/12/2028	Albilad capital / Allnma Investment / Deutsche Saudi / Riyadh Capital	Ehite & Case / Steam & Shearman / Saudi Legal	PWC / Deloitte / Nexant
SATORP Sukuk*	9/10/2011	2,000,000	3,749,900,000	20/12/2025	Deutsche Saudi / SNB Capital / Saudi Franci Capital	Abdulaziz Algasim Law firm	PWC
Saudi Electricity Company Sukuk 3*	10/5/2010	41,665,938,150	7,000,000,000	10/05/2030	HSBC / SNB Capital	Abdulaziz AlGasim Law Firm	Deloitte

* Delisted Sukuk .



This material has been prepared and published for indicative purposes only, and is not a consultation provided by Saudi exchange. Saudi exchange disclaims liability for any effect of this material or reliance on any part thereof. Saudi exchange shall not in any way market any of the advisors mentioned in this material, and any reference to an advisor in this material, is based solely on their participation in previous public offerings. Saudi exchange does not warrant that the past performance of any advisor will be indicative of future results. Any company, in the event that it wishes to offer its securities and list them, must follow all legal procedures and meet all requirements in this regard.

For any inquiries, please email us at: Listing@Tadawul.com.sa

