


Weekly Stock Market Ownership and Trading Activity Report

Market Reports

Week Ending 26 December 2019



Definitions



Monthly Stock Market Ownership and Trading Activity Report

Definitions


Nationality	Investor Type	Description
Saudi	Individuals*	Saudi Individuals have been classified under 4 categories as defined below:
	- Retail	Retail investors are Saudi individuals , excluding IPIs (see below) and HNWIs.
	- High Net Worth Investors (HNWIs)	HNWIs are Saudi individuals who have had an average portfolio size of SAR 1m (and above) for the preceding 12 months, excluding IPIs (see below).
	- Individual Professional Investors (IPIs)	IPIs are Saudi individuals who have had an average portfolio size of SAR 50m (and above) for the preceding 12 months and a portfolio turnover ratio of not more than 4 times annually.
	- Individual DPMs	Saudi individual investment account in which the manager (Authorized Person) makes the buy/sell decisions for its client without referring to the account owner (based on to the agreed terms between them).
	Institutions	Saudi Institutions have been classified under 4 categories as defined below:
	- Corporates	Saudi company with a commercial registration permitting its investment in the stock market .
	- Mutual Funds	A mutual fund managed by an Authorized Person and licensed by the CMA.
	- Government Related Entities (GREs)	A Government entity or a supranational authority recognized by the CMA.
- Institutional DPMs	Saudi institutional investment account in which the manager (Authorized Person) makes the buy/sell decisions for its client without referring to the account owner (based on to the agreed terms between them).	
GCC	Individuals*	GCC natural person
	Institutions	GCC legal person with a commercial registration certificate (corporate or mutual fund), in addition to GCC government entities.
	GCC DPMs	GCC investment account (institutional or individual) in which the manager (Authorized Person) makes the buy/sell decisions for its client without referring to the account owner (based on to the agreed terms between them).
Foreign	SWAP Holders	Authorized Person with the permission to enter into SWAP agreements to transfer the economic benefits of its ownership of shares in Saudi companies listed on the Saudi Stock Exchange to its non-resident foreign clients.
	Foreign Residents & Others	Investors with a valid residency permit (Iqama) and others (excluding SWAP, QFIs, DPM & Strategic Investors).
	QFIs	Qualified Foreign Institutional investors registered with the CMA in accordance with the QFI Rules, to invest in shares listed on the Saudi Stock Exchange.
	Foreign DPMs	Foreign resident investment account in which the manager (Authorized Person) makes the buy/sell decisions for its client without referring to the account owner (based on to the agreed terms between them).
	Strategic Investors	A foreign legal entity that aims to own a strategic shareholding in listed companies.

*Nomu-Parallel Market Individual Investors

Individuals who fulfill any of the following:

- Conducted transactions not less than SAR 40m, and not less than 10 transaction in each quarter during last 12 months.
- Have an average portfolio size of SAR 5m for the preceding 12 months
- Worked for at least 3 years in financial sectors.
- Hold General Securities Qualification Certificate which is recognized by the Authority.
- Holds professional certificate that is related to securities business and accredited by an internationally recognized entity

Main Market - Value Traded & Ownership Breakdown



Weekly Report - Main Market

Value Traded (by Nationality and Investor Type)

Main Market Value Traded Breakdown - By Nationality and Investor Type							
Nationality	Investor Type	Buy		Sell		Net Value Traded	
		SAR	% of Total Buys	SAR	% of Total Sells	SAR (Buy - Sell)	Difference (% Buy - % Sell)
Saudi	Individuals:						
	Retail	10,591,151,619	48.40%	11,147,053,941	50.94%	-555,902,322	-2.54%
	HNWIs	5,768,241,016	26.36%	5,979,983,354	27.33%	-211,742,338	-0.97%
	IPIs	735,907,101	3.36%	1,026,370,768	4.69%	-290,463,666	-1.33%
	Individual DPMs	165,036,798	0.75%	350,322,871	1.60%	-185,286,073	-0.85%
	Sub Total (Individuals)	17,260,336,535	78.87%	18,503,730,934	84.55%	-1,243,394,399	-5.68%
	Institutions:						
	Corporates	1,461,645,404	6.68%	1,123,332,771	5.13%	338,312,633	1.55%
	Mutual Funds	858,007,322	3.92%	928,467,523	4.24%	-70,460,201	-0.32%
	GRE's	52,688,601	0.24%	9,283,127	0.04%	43,405,474	0.20%
	Institution DPMs	223,809,088	1.02%	277,208,710	1.27%	-53,399,623	-0.24%
	Sub Total (Institutions)	2,596,150,415	11.86%	2,338,292,132	10.69%	257,858,283	1.18%
	Total Saudi Investors	19,856,486,949	90.74%	20,842,023,065	95.24%	-985,536,116	-4.50%
GCC	Individuals	43,387,537	0.20%	37,297,270	0.17%	6,090,267	0.03%
	Institutions	612,754,693	2.80%	291,249,701	1.33%	321,504,992	1.47%
	GCC DPMs	3,102,678	0.01%	2,623,650	0.01%	479,027	0.00%
	Total GCC Investors	659,244,908	3.01%	331,170,621	1.51%	328,074,286	1.50%
Foreign	SWAP Holders	46,861,436	0.21%	30,625,152	0.14%	16,236,285	0.07%
	Foreign Residents & Others	301,388,582	1.38%	325,551,636	1.49%	-24,163,054	-0.11%
	QFIs	1,019,354,736	4.66%	353,040,484	1.61%	666,314,252	3.04%
	Foreign DPMs	503,905	0.00%	1,429,559	0.01%	-925,653	0.00%
	Strategic Investor	0	0.00%	0	0.00%	0	0.00%
Total Foreign Investors	1,368,108,659	6.25%	710,646,829	3.25%	657,461,830	3.00%	
Grand Total		21,883,840,516	100.00%	21,883,840,516	100.00%		

Weekly Report - Main Market

Value Traded (by Investor Classification)

Main Market Value Traded Breakdown - By Investor Classification						
Investor Classification	Buy		Sell		Net Value Traded	
	SAR	% of Total Buys	SAR	% of Total Sells	SAR (Buy - Sell)	Difference (% Buy - % Sell)
Institutional	5,179,671,762	23.67%	4,393,954,315	20.08%	785,717,447	3.59%
Non-Institutional	16,704,168,754	76.33%	17,489,886,201	79.92%	-785,717,447	-3.59%
Grand Total	21,883,840,516	100.00%	21,883,840,516	100.00%		

Definitions

Institutional:

Refers to investors with institutional behavior including GREs, Saudi Corporates, Saudi Mutual Funds, Saudi and Non-Saudi DPMs, Saudi Individual Professional Investors (IPI), SWAP Holders, Foreign Strategic Partners and Qualified Foreign Investors (QFI).

Non Institutional:

Refers to investors with non-institutional behavior including Saudi Retail Investors, Saudi High Net Worth Investors (HNWI), GCC Individuals and Foreign Residents.

Weekly Report - Main Market

Ownership Value (by Nationality and Investor Type)

Main Market Ownership Breakdown - By Nationality and Investor Type										
Nationality	Investor Type	As of 19 December 2019			As of 26 December 2019			Weekly Change		
		Holding Value (SAR)	Ownership		Holding Value (SAR)	Ownership		Δ Holding Value (SAR)	Ownership	
			Issued (%)	Free Float (%)		Issued (%)	Free Float (%)		Δ Issued (%)	Δ Free Float (%)
Saudi	Individuals:									
	Retail	115,944,582,882	1.28%	11.00%	117,096,748,839	1.30%	11.03%	1,152,165,956	0.01%	0.03%
	HNWIs	159,742,895,332	1.76%	15.21%	161,453,953,710	1.79%	15.25%	1,711,058,378	0.02%	0.04%
	IPLs	277,521,433,625	3.07%	20.56%	280,083,862,553	3.10%	20.54%	2,562,428,928	0.03%	-0.02%
	Individual DPMs	5,330,645,436	0.06%	0.51%	5,289,943,011	0.06%	0.50%	-40,702,424	0.00%	-0.01%
	Sub Total (Individuals)	558,539,557,275	6.17%	47.29%	563,924,508,113	6.24%	47.32%	5,384,950,838	0.07%	0.04%
	Institutions:									
	Corporates	377,283,289,742	4.17%	20.96%	380,810,467,181	4.21%	20.82%	3,527,177,438	0.05%	-0.15%
	Mutual Funds	203,353,711,635	2.25%	13.01%	204,451,021,897	2.26%	13.01%	1,097,310,262	0.02%	0.00%
	GRE's	7,646,081,706,705	84.45%	0.00%	7,618,103,186,525	84.28%	0.00%	-27,978,520,179	-0.18%	0.00%
	Institution DPMs	29,140,003,409	0.32%	2.76%	29,491,987,489	0.33%	2.77%	351,984,080	0.00%	0.01%
	Sub Total (Institutions)	8,255,858,711,491	91.19%	36.73%	8,232,856,663,092	91.08%	36.60%	-23,002,048,399	-0.11%	-0.13%
Total Saudi Investors	8,814,398,268,766	97.36%	84.02%	8,796,781,171,204	97.31%	83.92%	-17,617,097,561	-0.04%	-0.09%	
GCC	Individuals	2,635,116,978	0.03%	0.25%	2,679,579,383	0.03%	0.25%	44,462,405	0.00%	0.00%
	Institutions	41,415,402,204	0.46%	2.52%	41,219,338,985	0.46%	2.46%	-196,063,219	0.00%	-0.06%
	GCC DPMs	631,281,693	0.01%	0.06%	632,048,579	0.01%	0.06%	766,886	0.00%	0.00%
	Total GCC Investors	44,681,800,875	0.49%	2.83%	44,530,966,947	0.49%	2.77%	-150,833,928	0.00%	-0.06%
Foreign	SWAP Holders	3,339,348,248	0.04%	0.31%	3,358,321,356	0.04%	0.31%	18,973,109	0.00%	0.00%
	Foreign Residents & Others	14,968,286,925	0.17%	0.42%	15,205,544,557	0.17%	0.43%	237,257,632	0.00%	0.00%
	QFIs	131,648,607,468	1.45%	12.41%	134,244,315,882	1.49%	12.56%	2,595,708,415	0.03%	0.15%
	Foreign DPMs	19,813,473	0.00%	0.00%	19,697,053	0.00%	0.00%	-116,420	0.00%	0.00%
	Strategic Investors	44,782,255,035	0.49%	0.00%	45,416,988,197	0.50%	0.00%	634,733,162	0.01%	0.00%
Total Foreign Investors	194,758,311,149	2.15%	13.15%	198,244,867,046	2.19%	13.30%	3,486,555,897	0.04%	0.15%	
Grand Total		9,053,838,380,789	100.00%	100.00%	9,039,557,005,197	100.00%	100.00%	-14,281,375,592		

Weekly Report - Main Market

Ownership Value (by Investor Classification)

Main Market Ownership Breakdown - By Investor Classification									
Investor Classification	As of 19 December 2019			As of 26 December 2019			Weekly Change		
	Holding Value (SAR)	Ownership		Holding Value (SAR)	Ownership		Δ Holding Value (SAR)	Ownership	
		Issued (%)	FreeFloat (%)		Issued (%)	FreeFloat (%)		Δ Issued (%)	Δ FreeFloat (%)
Institutional	8,768,362,379,779	96.76%	73.12%	8,751,066,265,921	96.72%	73.04%	-17,296,113,858	-0.04%	-0.07%
Non-Institutional	285,476,001,010	3.24%	26.88%	288,490,739,276	3.28%	26.96%	3,014,738,266	0.04%	0.07%
Grand Total	9,053,838,380,789	100.00%	100.00%	9,039,557,005,197	100.00%	100.00%	-14,281,375,592		

Definitions


Institutional:

Refers to investors with institutional behavior including GREs, Saudi Corporates, Saudi Mutual Funds, Saudi and Non-Saudi DPMs, Saudi Individual Professional Investors (IPI), SWAP Holders, Foreign Strategic Partners and Qualified Foreign Investors (QFI).

Non Institutional:

Refers to investors with non-institutional behavior including Saudi Retail Investors, Saudi High Net Worth Investors (HNWI), GCC Individuals and Foreign Residents.

Nomu-Parallel Market - Value Traded & Ownership Breakdown



Weekly Report – Nomu-Parallel Market

Value Traded (by Nationality, Investor Type, & Classification)

Nomu-Parallel Market Value Traded Breakdown - By Nationality and Investor Type

Nationality	Investor Type	Buy		Sell		Net Value Traded	
		SAR	% of Total Buys	SAR	% of Total Sells	SAR (Buy - Sell)	Difference (% Buy - % Sell)
Saudi	Individuals	69,739,796	97.36%	63,547,006	88.71%	6,192,790	8.64%
	Corporates	0	0.00%	6,667,664	9.31%	-6,667,664	-9.31%
	Institution	209,986	0.29%	250,647	0.35%	-40,661	-0.06%
	Total Saudi Investors	69,949,782	97.65%	70,465,317	98.37%	-515,535	-0.72%
GCC	Individuals	0	0.00%	0	0.00%	0	0.00%
	Institutions	0	0.00%	0	0.00%	0	0.00%
	Total GCC Investors	0	0.00%	0	0.00%	0	0.00%
Foreign	SWAP Holders	0	0.00%	0	0.00%	0	0.00%
	Foreign Residents	1,684,708	2.35%	1,169,174	1.63%	515,535	0.72%
	QFIs	0	0.00%	0	0.00%	0	0.00%
	Total Foreign Investors	1,684,708	2.35%	1,169,174	1.63%	515,535	0.72%
Grand Total		71,634,491	100.00%	71,634,491	100.00%		

Nomu-Parallel Market Value Traded Breakdown - By Investor Classification

Investor Classification	Buy		Sell		Net Value Traded	
	SAR	% of Total Buys	SAR	% of Total Sells	SAR (Buy - Sell)	Difference (% Buy - % Sell)
Institutional	209,986	0.29%	6,918,311	9.66%	-6,708,325	-9.36%
Non-Institutional	71,424,505	99.71%	64,716,180	90.34%	6,708,325	9.36%
Grand Total	71,634,491	100.00%	71,634,491	100.00%		

Institutional:

Refers to investors with institutional behavior including Saudi Corporates and Institutions (GREs & Mutual Funds), GCC Institutions (GREs, Corporate & Mutual Funds), SWAP Holders, and Qualified Foreign Investors (QFI).

Non Institutional:

Refers to investors with non-institutional behavior including Qualified Saudi and GCC Individuals and Qualified Foreign Residents.

Weekly Report – Nomu-Parallel Market

Ownership Value (by Nationality, Investor Type, & Classification)

Nomu-Parallel Market Ownership Breakdown - By Nationality and Investor Type										
Nationality	Investor Type	As of 19 December 2019			As of 26 December 2019			Weekly Change		
		Holding Value (SAR)	Ownership		Holding Value (SAR)	Ownership		Δ Holding Value (SAR)	Δ Ownership (%)	
			Issued (%)	FreeFloat (%)		Issued (%)	FreeFloat (%)		Δ Issued (%)	Δ FreeFloat (%)
Saudi	Individuals	2,251,224,021	95.64%	98.20%	2,426,424,702	96.12%	98.27%	175,200,681	0.47%	0.08%
	Corporates	97,642,462	4.15%	1.03%	93,018,644	3.68%	0.97%	-4,623,817	-0.46%	-0.06%
	Institution	2,414,195	0.10%	0.36%	2,379,952	0.09%	0.34%	-34,243	-0.01%	-0.02%
	Total Saudi Investors	2,351,280,678	99.89%	99.59%	2,521,823,299	99.89%	99.59%	170,542,621	0.00%	-0.01%
GCC	Individuals	0	0.00%	0.00%	0	0.00%	0.00%	0	0.00%	0.00%
	Institutions	0	0.00%	0.00%	0	0.00%	0.00%	0	0.00%	0.00%
	Total GCC Investors	0	0.00%	0.00%	0	0.00%	0.00%	0	0.00%	0.00%
Foreign	SWAP Holders	0	0.00%	0.00%	0	0.00%	0.00%	0	0.00%	0.00%
	Foreign Residents	2,519,322	0.11%	0.41%	2,676,701	0.11%	0.41%	157,379	0.00%	0.01%
	QFIs	0	0.00%	0.00%	0	0.00%	0.00%	0	0.00%	0.00%
	Total Foreign Investors	2,519,322	0.11%	0.41%	2,676,701	0.11%	0.41%	157,379	0.00%	0.01%
Grand Total		2,353,800,000	100.00%	100.00%	2,524,500,000	100.00%	100.00%	170,700,000		

Nomu-Parallel Market Ownership Breakdown - By Investor Classification										
Investor Classification	As of 19 December 2019			As of 26 December 2019			Weekly Change			
	Holding Value (SAR)	Ownership (%)		Holding Value (SAR)	Ownership (%)		Δ Holding Value (SAR)	Ownership		
		Issued (%)	FreeFloat (%)		Issued (%)	FreeFloat (%)		Δ Issued (%)	Δ FreeFloat (%)	
Institutional	100,056,657	4.25%	1.40%	95,398,596	3.78%	1.32%	-4,658,061	-0.47%	-0.08%	
Non-Institutional	2,253,743,343	95.75%	98.60%	2,429,101,404	96.22%	98.68%	175,358,061	0.47%	0.08%	
Grand Total	2,353,800,000	100%	100%	2,524,500,000	100%	100%	170,700,000			

Institutional:

Refers to investors with institutional behavior including Saudi Corporates and Institutions (GREs & Mutual Funds), GCC Institutions (GREs, Corporate & Mutual Funds), SWAP Holders, and Qualified Foreign Investors (QFI).

Non Institutional:

Refers to investors with non-institutional behavior including Qualified Saudi and GCC Individuals and Qualified Foreign Residents.

السوق المالية السعودية
Saudi Stock Exchange

تداول
Tadawul

Thank you

