


Weekly Stock Market Ownership and Trading Activity Report

Market Reports

Week Ending 04 July 2019



Definitions



Weekly Stock Market Ownership and Trading Activity Report


Definitions

Nationality	Investor Type	Description
Saudi	Individuals*	Saudi Individuals have been classified under 4 categories as defined below:
	- Retail	Retail investors are Saudi individuals , excluding IPIs (see below) and HNWIs.
	- High Net Worth Investors (HNWIs)	HNWIs are Saudi individuals who have had an average portfolio size of SAR 1m (and above) for the preceding 12 months, excluding IPIs (see below).
	- Individual Professional Investors (IPIs)	IPIs are Saudi individuals who have had an average portfolio size of SAR 50m (and above) for the preceding 12 months and a portfolio turnover ratio of not more than 4 times annually.
	- Individual DPMs	Saudi individual investment account in which the manager (Authorized Person) makes the buy/sell decisions for its client without referring to the account owner (based on to the agreed terms between them).
	Institutions	Saudi Institutions have been classified under 4 categories as defined below:
	- Corporates	Saudi company with a commercial registration permitting its investment in the stock market .
	- Mutual Funds	A mutual fund managed by an Authorized Person and licensed by the CMA.
GCC	- Government Related Entities (GRES)	A Government entity or a supranational authority recognized by the CMA.
	- Institutional DPMs	Saudi institutional investment account in which the manager (Authorized Person) makes the buy/sell decisions for its client without referring to the account owner (based on to the agreed terms between them).
	Individuals*	GCC natural person
GCC	Institutions	GCC legal person with a commercial registration certificate (corporate or mutual fund), in addition to GCC government entities.
	GCC DPMs	GCC investment account (institutional or individual) in which the manager (Authorized Person) makes the buy/sell decisions for its client without referring to the account owner (based on to the agreed terms between them).
Foreign	SWAP Holders	Authorized Person with the permission to enter into SWAP agreements to transfer the economic benefits of its ownership of shares in Saudi companies listed on the Saudi Stock Exchange to its non-resident foreign clients.
	Foreign Residents*	Foreign investors domiciled in the Kingdom with a valid residency permit (Iqama) (excluding GCC nationals).
	QFIs	Qualified Foreign Institutional investors registered with the CMA in accordance with the QFI Rules, to invest in shares listed on the Saudi Stock Exchange.
	Foreign DPMs	Foreign resident investment account in which the manager (Authorized Person) makes the buy/sell decisions for its client without referring to the account owner (based on to the agreed terms between them).
	Strategic Partners	Foreign investors considered founders and partners of Saudi listed companies.
	NRFI	Non-Resident Foreign Investors in accordance with the Guidance Note for the investment of Non- Resident Foreigners in Parallel Market

*Nomu-Parallel Market Individual Investors

- Individuals who fulfill any of the following:
- Conducted transactions not less than SAR 40m, and not less than 10 transaction in each quarter during last 12 months.
 - Have an average portfolio size of SAR 5m for the preceding 12 months
 - Worked for at least 3 years in financial sectors.
 - Hold General Securities Qualification Certificate which is recognized by the Authority.
 - Holds professional certificate that is related to securities business and accredited by an internationally recognized entity

Main Market - Value Traded & Ownership Breakdown



Weekly Report - Main Market

Value Traded (by Nationality and Investor Type)

Main Market Value Traded Breakdown - By Nationality and Investor Type

Nationality	Investor Type	Buy		Sell		Net Value Traded	
		SAR	% of Total Buys	SAR	% of Total Sells	SAR (Buy - Sell)	Difference (% Buy - % Sell)
Saudi	Individuals:						
	Retail	4,621,874,106	39.13%	5,283,229,905	44.73%	-661,355,799	-5.60%
	HNWIs	3,044,469,877	25.78%	3,189,833,517	27.01%	-145,363,639	-1.23%
	IPIs	264,604,101	2.24%	498,575,451	4.22%	-233,971,350	-1.98%
	Individual DPMs	145,180,496	1.23%	128,797,807	1.09%	16,382,689	0.14%
	Sub Total (Individuals)	8,076,128,579	68.38%	9,100,436,680	77.05%	-1,024,308,100	-8.67%
	Institutions:						
	Corporates	1,005,519,310	8.51%	652,926,001	5.53%	352,593,309	2.99%
	Mutual Funds	340,690,668	2.88%	501,331,883	4.24%	-160,641,215	-1.36%
	GRE's	4,452,854	0.04%	0	0.00%	4,452,854	0.04%
	Institution DPMs	241,623,766	2.05%	205,919,911	1.74%	35,703,855	0.30%
	Sub Total (Institutions)	1,592,286,598	13.48%	1,360,177,794	11.52%	232,108,803	1.97%
Total Saudi Investors	9,668,415,177	81.86%	10,460,614,474	88.57%	-792,199,297	-6.71%	
GCC	Individuals	13,020,789	0.11%	39,622,788	0.34%	-26,601,998	-0.23%
	Institutions	206,976,642	1.75%	473,892,221	4.01%	-266,915,579	-2.26%
	GCC DPMs	2,721,949	0.02%	1,185,506	0.01%	1,536,443	0.01%
	Total GCC Investors	222,719,381	1.89%	514,700,515	4.36%	-291,981,134	-2.47%
Foreign	SWAP Holders	49,720,929	0.42%	60,717,874	0.51%	-10,996,946	-0.09%
	Foreign Residents	151,819,981	1.29%	162,032,614	1.37%	-10,212,633	-0.09%
	QFIs	1,718,414,731	14.55%	613,049,729	5.19%	1,105,365,002	9.36%
	Foreign DPMs	28,170	0.00%	3,162	0.00%	25,008	0.00%
	Strategic Partners	0	0.00%	0	0.00%	0	0.00%
	Total Foreign Investors	1,919,983,811	16.26%	835,803,380	7.08%	1,084,180,432	9.18%
Grand Total		11,811,118,369	100.00%	11,811,118,369	100.00%		

Weekly Report - Main Market

Value Traded (by Investor Classification)

Main Market Value Traded Breakdown - By Investor Classification						
Investor Classification	Buy		Sell		Net Value Traded	
	SAR	% of Total Buys	SAR	% of Total Sells	SAR (Buy - Sell)	Difference (% Buy - % Sell)
Institutional	3,979,933,615	33.70%	3,136,399,545	26.55%	843,534,070	7.14%
Non-Institutional	7,831,184,753	66.30%	8,674,718,823	73.45%	-843,534,070	-7.14%
Grand Total	11,811,118,369	100.00%	11,811,118,369	100.00%		

Definitions

Institutional:

Refers to investors with institutional behavior including GREs, Saudi Corporates, Saudi Mutual Funds, Saudi and Non-Saudi DPMs, Saudi Individual Professional Investors (IPI), SWAP Holders, Foreign Strategic Partners and Qualified Foreign Investors (QFI).

Non Institutional:

Refers to investors with non-institutional behavior including Saudi Retail Investors, Saudi High Net Worth Investors (HNWI), GCC Individuals and Foreign Residents.

Weekly Report - Main Market

Ownership Value (by Nationality and Investor Type)

Main Market Ownership Breakdown - By Nationality and Investor Type

Nationality	Investor Type	As of 27 June 2019		As of 04 July 2019		Weekly Change		
		Holding Value (SAR)	Ownership (%)	Holding Value (SAR)	Ownership (%)	Δ Holding Value (SAR)	Δ Ownership (%)	
Saudi	Individuals:							
	Retail	77,561,337,734	3.73%	75,082,959,389	3.60%	-2,478,378,345	-0.13%	
	HNWIs	157,119,640,629	7.57%	159,190,972,004	7.64%	2,071,331,375	0.07%	
	IPIs	282,771,456,279	13.62%	285,670,668,335	13.71%	2,899,212,055	0.09%	
	Individual DPMs	4,639,449,222	0.22%	4,483,835,598	0.22%	-155,613,623	-0.01%	
	Sub Total (Individuals)	522,091,883,864	25.14%	524,428,435,325	25.16%	2,336,551,461	0.02%	
	Institutions:							
	Corporates	384,096,497,025	18.50%	383,697,695,539	18.41%	-398,801,486	-0.08%	
	Mutual Funds	196,448,074,462	9.46%	195,732,128,036	9.39%	-715,946,426	-0.07%	
	GRE's	736,684,655,762	35.47%	739,865,217,972	35.50%	3,180,562,209	0.03%	
	Institution DPMs	42,265,961,161	2.04%	42,741,479,540	2.05%	475,518,379	0.02%	
	Sub Total (Institutions)	1,359,495,188,411	65.47%	1,362,036,521,088	65.36%	2,541,332,677	-0.11%	
	Total Saudi Investors	1,881,587,072,275	90.61%	1,886,464,956,413	90.52%	4,877,884,138	-0.09%	
GCC	Individuals	2,919,477,427	0.14%	2,927,395,770	0.14%	7,918,343	0.00%	
	Institutions	36,720,442,963	1.77%	37,168,080,876	1.78%	447,637,913	0.02%	
	GCC DPMs	652,798,664	0.03%	661,373,344	0.03%	8,574,679	0.00%	
	Total GCC Investors	40,292,719,055	1.94%	40,756,849,990	1.96%	464,130,935	0.02%	
Foreign	SWAP Holders	5,718,041,664	0.28%	5,752,695,223	0.28%	34,653,559	0.00%	
	Foreign Residents	6,667,237,313	0.32%	6,559,916,150	0.31%	-107,321,163	-0.01%	
	QFIs	81,852,248,005	3.94%	84,335,529,313	4.05%	2,483,281,308	0.11%	
	Foreign DPMs	1,966,564,791	0.09%	1,896,915,801	0.09%	-69,648,990	0.00%	
	Strategic Partners	58,587,010,079	2.82%	58,267,341,484	2.80%	-319,668,595	-0.03%	
	Total Foreign Investors	154,791,101,853	7.45%	156,812,397,971	7.52%	2,021,296,118	0.07%	
Grand Total		2,076,670,893,183	100.00%	2,084,034,204,374	100.00%	7,363,311,191		

Weekly Report - Main Market

Ownership Value (by Investor Classification)

Main Market Ownership Breakdown - By Investor Classification						
Investor Classification	As of 27 June 2019		As of 04 July 2019		Weekly Change	
	Holding Value (SAR)	Ownership (%)	Holding Value (SAR)	Ownership (%)	Δ Holding Value (SAR)	Δ Ownership (%)
Institutional	1,832,403,200,080	88.24%	1,840,272,961,062	88.30%	7,869,760,982	0.07%
Non-Institutional	244,267,693,103	11.76%	243,761,243,312	11.70%	-506,449,791	-0.07%
Grand Total	2,076,670,893,183	100.00%	2,084,034,204,374	100.00%	7,363,311,191	

Definitions


Institutional:

Refers to investors with institutional behavior including GREs, Saudi Corporates, Saudi Mutual Funds, Saudi and Non-Saudi DPMs, Saudi Individual Professional Investors (IPI), SWAP Holders, Foreign Strategic Partners and Qualified Foreign Investors (QFI).

Non Institutional:

Refers to investors with non-institutional behavior including Saudi Retail Investors, Saudi High Net Worth Investors (HNWI), GCC Individuals and Foreign Residents.

Nomu-Parallel Market - Value Traded & Ownership Breakdown



Weekly Report – Nomu-Parallel Market

Value Traded (by Nationality, Investor Type, & Classification)

Nomu-Parallel Market Value Traded Breakdown - By Nationality and Investor Type

Nationality	Investor Type	Buy		Sell		Net Value Traded	
		SAR	% of Total Buys	SAR	% of Total Sells	SAR (Buy - Sell)	Difference (% Buy - % Sell)
Saudi	Individuals	26,886,286	98.21%	24,395,866	89.12%	2,490,420	9.10%
	Corporates	101,993	0.37%	73,128	0.27%	28,865	0.11%
	Institution	0	0.00%	1,424,994	5.21%	-1,424,994	-5.21%
	Total Saudi Investors	26,988,279	98.59%	25,893,989	94.59%	1,094,290	4.00%
GCC	Individuals	0	0.00%	0	0.00%	0	0.00%
	Institutions	0	0.00%	0	0.00%	0	0.00%
	Total GCC Investors	0	0.00%	0	0.00%	0	0.00%
Foreign	SWAP Holders	4,780	0.02%	0	0.00%	4,780	0.02%
	Foreign Residents	381,995	1.40%	1,172,354	4.28%	-790,359	-2.89%
	QFIs	0	0.00%	308,711	1.13%	-308,711	-1.13%
	Total Foreign Investors	386,775	1.41%	1,481,065	5.41%	-1,094,290	-4.00%
Grand Total		27,375,054	100.00%	27,375,054	100.00%		

Nomu-Parallel Market Value Traded Breakdown - By Investor Classification

Investor Classification	Buy		Sell		Net Value Traded	
	SAR	% of Total Buys	SAR	% of Total Sells	SAR (Buy - Sell)	Difference (% Buy - % Sell)
Institutional	106,773	0.39%	1,806,834	6.60%	-1,700,061	-6.21%
Non-Institutional	27,268,281	99.61%	25,568,220	93.40%	1,700,061	6.21%
Grand Total	27,375,054	100.00%	27,375,054	100.00%		

Institutional:

Refers to investors with institutional behavior including Saudi Corporates and Institutions (GREs & Mutual Funds), GCC Institutions (GREs, Corporate & Mutual Funds), SWAP Holders, and Qualified Foreign Investors (QFI).

Non Institutional:

Refers to investors with non-institutional behavior including Qualified Saudi and GCC Individuals and Qualified Foreign Residents.

Ownership Value (by Nationality, Investor Type, & Classification)

Nomu-Parallel Market Ownership Breakdown - By Nationality and Investor Type							
Nationality	Investor Type	As of 27 June 2019		As of 04 July 2019		Weekly Change	
		Holding Value (SAR)	Ownership (%)	Holding Value (SAR)	Ownership (%)	Δ Holding Value (SAR)	Δ Ownership (%)
Saudi	Individuals	4,288,045,088	95.25%	4,499,917,677	95.12%	211,872,589	-0.13%
	Corporates	142,861,249	3.17%	154,643,514	3.27%	11,782,265	0.10%
	Institution	36,130,918	0.80%	38,888,105	0.82%	2,757,187	0.02%
	Total Saudi Investors	4,467,037,255	99.23%	4,693,449,296	99.21%	226,412,042	-0.02%
GCC	Individuals	0	0.00%	0	0.00%	0	0.00%
	Institutions	14,022,892	0.31%	15,101,247	0.32%	1,078,355	0.01%
	Total GCC Investors	14,022,892	0.31%	15,101,247	0.32%	1,078,355	0.01%
Foreign	SWAP Holders	186,164	0.00%	228,471	0.00%	42,307	0.00%
	Foreign Residents	5,873,832	0.13%	6,130,833	0.13%	257,001	0.00%
	QFIs	14,773,922	0.33%	15,930,265	0.34%	1,156,344	0.01%
	Total Foreign Investors	20,833,917	0.46%	22,289,569	0.47%	1,455,651	0.01%
Grand Total		4,501,894,064	100.00%	4,730,840,112	100.00%	228,946,048	

Nomu-Parallel Market Ownership Breakdown - By Investor Classification						
Investor Classification	As of 27 June 2019		As of 04 July 2019		Weekly Change	
	Holding Value (SAR)	Ownership (%)	Holding Value (SAR)	Ownership (%)	Δ Holding Value (SAR)	Δ Ownership (%)
Institutional	207,975,145	4.62%	224,791,602	4.75%	16,816,458	0.13%
Non-Institutional	4,293,918,919	95.38%	4,506,048,510	95.25%	212,129,590	-0.13%
Grand Total	4,501,894,064	100.00%	4,730,840,112	100.00%	228,946,048	

Institutional:

Refers to investors with institutional behavior including Saudi Corporates and Institutions (GREs & Mutual Funds), GCC Institutions (GREs, Corporate & Mutual Funds), SWAP Holders, and Qualified Foreign Investors (QFI).

Non Institutional:

Refers to investors with non-institutional behavior including Qualified Saudi and GCC Individuals and Qualified Foreign Residents.

السوق المالية السعودية
Saudi Stock Exchange

تداول
Tadawul

Thank you

