


Weekly Stock Market Ownership and Trading Activity Report

Market Reports

Week Ending 28 November 2019



Definitions



Monthly Stock Market Ownership and Trading Activity Report

Definitions


Nationality	Investor Type	Description
Saudi	Individuals*	Saudi Individuals have been classified under 4 categories as defined below:
	- Retail	Retail investors are Saudi individuals , excluding IPIs (see below) and HNWIs.
	- High Net Worth Investors (HNWIs)	HNWIs are Saudi individuals who have had an average portfolio size of SAR 1m (and above) for the preceding 12 months, excluding IPIs (see below).
	- Individual Professional Investors (IPIs)	IPIs are Saudi individuals who have had an average portfolio size of SAR 50m (and above) for the preceding 12 months and a portfolio turnover ratio of not more than 4 times annually.
	- Individual DPMs	Saudi individual investment account in which the manager (Authorized Person) makes the buy/sell decisions for its client without referring to the account owner (based on to the agreed terms between them).
	Institutions	Saudi Institutions have been classified under 4 categories as defined below:
	- Corporates	Saudi company with a commercial registration permitting its investment in the stock market .
	- Mutual Funds	A mutual fund managed by an Authorized Person and licensed by the CMA.
	- Government Related Entities (GREs)	A Government entity or a supranational authority recognized by the CMA.
- Institutional DPMs	Saudi institutional investment account in which the manager (Authorized Person) makes the buy/sell decisions for its client without referring to the account owner (based on to the agreed terms between them).	
GCC	Individuals*	GCC natural person
	Institutions	GCC legal person with a commercial registration certificate (corporate or mutual fund), in addition to GCC government entities.
	GCC DPMs	GCC investment account (institutional or individual) in which the manager (Authorized Person) makes the buy/sell decisions for its client without referring to the account owner (based on to the agreed terms between them).
Foreign	SWAP Holders	Authorized Person with the permission to enter into SWAP agreements to transfer the economic benefits of its ownership of shares in Saudi companies listed on the Saudi Stock Exchange to its non-resident foreign clients.
	Foreign Residents & Others	Investors with a valid residency permit (Iqama) and others (excluding SWAP, QFIs, DPM & Strategic Investors).
	QFIs	Qualified Foreign Institutional investors registered with the CMA in accordance with the QFI Rules, to invest in shares listed on the Saudi Stock Exchange.
	Foreign DPMs	Foreign resident investment account in which the manager (Authorized Person) makes the buy/sell decisions for its client without referring to the account owner (based on to the agreed terms between them).
	Strategic Investors	A foreign legal entity that aims to own a strategic shareholding in listed companies.

*Nomu-Parallel Market Individual Investors

Individuals who fulfill any of the following:

- Conducted transactions not less than SAR 40m, and not less than 10 transaction in each quarter during last 12 months.
- Have an average portfolio size of SAR 5m for the preceding 12 months
- Worked for at least 3 years in financial sectors.
- Hold General Securities Qualification Certificate which is recognized by the Authority.
- Holds professional certificate that is related to securities business and accredited by an internationally recognized entity

Main Market - Value Traded & Ownership Breakdown



Weekly Report - Main Market

Value Traded (by Nationality and Investor Type)

Main Market Value Traded Breakdown - By Nationality and Investor Type

Nationality	Investor Type	Buy		Sell		Net Value Traded		
		SAR	% of Total Buys	SAR	% of Total Sells	SAR (Buy - Sell)	Difference (% Buy - % Sell)	
Saudi	Individuals:							
	Retail	4,474,718,276	29.70%	4,800,438,942	31.87%	-325,720,666	-2.16%	
	HNWIs	2,763,977,859	18.35%	2,395,598,282	15.90%	368,379,577	2.45%	
	IPIs	303,067,595	2.01%	760,455,400	5.05%	-457,387,805	-3.04%	
	Individual DPMs	116,043,943	0.77%	307,034,688	2.04%	-190,990,744	-1.27%	
	Sub Total (Individuals)	7,657,807,673	50.83%	8,263,527,312	54.86%	-605,719,638	-4.02%	
	Institutions:							
	Corporates	1,184,347,489	7.86%	600,721,510	3.99%	583,625,979	3.87%	
	Mutual Funds	201,190,454	1.34%	1,094,801,868	7.27%	-893,611,414	-5.93%	
	GRE's	0	0.00%	12,164,450	0.08%	-12,164,450	-0.08%	
	Institution DPMs	192,221,973	1.28%	151,290,133	1.00%	40,931,841	0.27%	
	Sub Total (Institutions)	1,577,759,916	10.47%	1,858,977,960	12.34%	-281,218,044	-1.87%	
Total Saudi Investors	9,235,567,590	61.31%	10,122,505,272	67.20%	-886,937,682	-5.89%		
GCC	Individuals	16,179,619	0.11%	50,197,431	0.33%	-34,017,813	-0.23%	
	Institutions	171,740,357	1.14%	517,924,166	3.44%	-346,183,809	-2.30%	
	GCC DPMs	187,493	0.00%	3,999,786	0.03%	-3,812,293	-0.03%	
	Total GCC Investors	188,107,468	1.25%	572,121,383	3.80%	-384,013,914	-2.55%	
Foreign	SWAP Holders	14,660,875	0.10%	62,323,693	0.41%	-47,662,818	-0.32%	
	Foreign Residents & Others	124,776,498	0.83%	125,254,243	0.83%	-477,745	0.00%	
	QFIs	5,501,026,861	36.52%	4,181,970,870	27.76%	1,319,055,991	8.76%	
	Foreign DPMs	161,419	0.00%	125,250	0.00%	36,169	0.00%	
	Strategic Investor	0	0.00%	0	0.00%	0	0.00%	
	Total Foreign Investors	5,640,625,654	37.44%	4,369,674,057	29.01%	1,270,951,597	8.44%	
Grand Total		15,064,300,712	100.00%	15,064,300,712	100.00%			

Weekly Report - Main Market

Value Traded (by Investor Classification)

Main Market Value Traded Breakdown - By Investor Classification						
Investor Classification	Buy		Sell		Net Value Traded	
	SAR	% of Total Buys	SAR	% of Total Sells	SAR (Buy - Sell)	Difference (% Buy - % Sell)
Institutional	7,684,648,460	51.01%	7,692,811,814	51.07%	-8,163,354	-0.05%
Non-Institutional	7,379,652,252	48.99%	7,371,488,898	48.93%	8,163,354	0.05%
Grand Total	15,064,300,712	100.00%	15,064,300,712	100.00%		

Definitions

Institutional:

Refers to investors with institutional behavior including GREs, Saudi Corporates, Saudi Mutual Funds, Saudi and Non-Saudi DPMs, Saudi Individual Professional Investors (IPI), SWAP Holders, Foreign Strategic Partners and Qualified Foreign Investors (QFI).

Non Institutional:

Refers to investors with non-institutional behavior including Saudi Retail Investors, Saudi High Net Worth Investors (HNWI), GCC Individuals and Foreign Residents.

Weekly Report - Main Market

Ownership Value (by Nationality and Investor Type)

Main Market Ownership Breakdown - By Nationality and Investor Type

Nationality	Investor Type	As of 21 November 2019		As of 28 November 2019		Weekly Change	
		Holding Value (SAR)	Ownership (%)	Holding Value (SAR)	Ownership (%)	Δ Holding Value (SAR)	Δ Ownership (%)
Saudi	Individuals:						
	Retail	74,297,018,024	3.91%	73,577,122,413	3.99%	-719,895,611	0.07%
	HNWIs	147,019,176,997	7.75%	144,101,806,944	7.81%	-2,917,370,053	0.07%
	IPIs	262,127,536,139	13.81%	254,494,982,421	13.80%	-7,632,553,718	-0.01%
	Individual DPMs	4,555,623,276	0.24%	4,331,381,668	0.23%	-224,241,608	-0.01%
	Sub Total (Individuals)	487,999,354,436	25.71%	476,505,293,446	25.84%	-11,494,060,990	0.13%
	Institutions:						
	Corporates	332,171,303,502	17.50%	323,642,290,231	17.55%	-8,529,013,271	0.05%
	Mutual Funds	196,244,005,907	10.34%	190,266,841,377	10.32%	-5,977,164,530	-0.02%
	GRE's	648,481,046,899	34.17%	625,540,789,943	33.92%	-22,940,256,956	-0.25%
	Institution DPMs	25,340,337,786	1.34%	24,478,193,568	1.33%	-862,144,218	-0.01%
	Sub Total (Institutions)	1,202,236,694,094	63.34%	1,163,928,115,120	63.11%	-38,308,578,974	-0.23%
Total Saudi Investors	1,690,236,048,530	89.05%	1,640,433,408,566	88.95%	-49,802,639,964	-0.11%	
GCC	Individuals	2,395,665,956	0.13%	2,314,064,259	0.13%	-81,601,697	0.00%
	Institutions	31,312,153,722	1.65%	30,354,271,150	1.65%	-957,882,572	0.00%
	GCC DPMs	575,788,724	0.03%	565,698,079	0.03%	-10,090,645	0.00%
	Total GCC Investors	34,283,608,401	1.81%	33,234,033,488	1.80%	-1,049,574,913	0.00%
Foreign	SWAP Holders	3,127,265,270	0.16%	3,017,415,748	0.16%	-109,849,522	0.00%
	Foreign Residents & Others	15,932,664,066	0.84%	13,200,647,706	0.72%	-2,732,016,361	-0.12%
	QFIs	111,222,808,959	5.86%	111,793,750,710	6.06%	570,941,751	0.20%
	Foreign DPMs	17,109,214	0.00%	16,761,630	0.00%	-347,584	0.00%
	Strategic Investor	43,200,711,361	2.28%	42,606,946,826	2.31%	-593,764,535	0.03%
Total Foreign Investors	173,500,558,870	9.14%	170,635,522,620	9.25%	-2,865,036,250	0.11%	
Grand Total		1,898,020,215,801	100.00%	1,844,302,964,674	100.00%	-53,717,251,127	

Weekly Report - Main Market

Ownership Value (by Investor Classification)

Main Market Ownership Breakdown - By Investor Classification						
Investor Classification	As of 21 November 2019		As of 28 November 2019		Weekly Change	
	Holding Value (SAR)	Ownership (%)	Holding Value (SAR)	Ownership (%)	Δ Holding Value (SAR)	Δ Ownership (%)
Institutional	1,668,426,693,292	87.90%	1,618,593,158,244	87.76%	-49,833,535,048	-0.14%
Non-Institutional	229,593,522,509	12.10%	225,709,806,430	12.24%	-3,883,716,079	0.14%
Grand Total	1,898,020,215,801	100.00%	1,844,302,964,674	100.00%	-53,717,251,127	

Definitions


Institutional:

Refers to investors with institutional behavior including GREs, Saudi Corporates, Saudi Mutual Funds, Saudi and Non-Saudi DPMs, Saudi Individual Professional Investors (IPI), SWAP Holders, Foreign Strategic Partners and Qualified Foreign Investors (QFI).

Non Institutional:

Refers to investors with non-institutional behavior including Saudi Retail Investors, Saudi High Net Worth Investors (HNWI), GCC Individuals and Foreign Residents.

Nomu-Parallel Market - Value Traded & Ownership Breakdown



Weekly Report – Nomu-Parallel Market

Value Traded (by Nationality, Investor Type, & Classification)

Nomu-Parallel Market Value Traded Breakdown - By Nationality and Investor Type

Nationality	Investor Type	Buy		Sell		Net Value Traded	
		SAR	% of Total Buys	SAR	% of Total Sells	SAR (Buy - Sell)	Difference (% Buy - % Sell)
Saudi	Individuals	205,600,115	96.31%	193,419,634	90.60%	12,180,481	5.71%
	Corporates	957,200	0.45%	15,207,750	7.12%	-14,250,550	-6.68%
	Institution	70,000	0.03%	383,674	0.18%	-313,674	-0.15%
	Total Saudi Investors	206,627,315	96.79%	209,011,058	97.91%	-2,383,743	-1.12%
GCC	Individuals	0	0.00%	0	0.00%	0	0.00%
	Institutions	0	0.00%	0	0.00%	0	0.00%
	Total GCC Investors	0	0.00%	0	0.00%	0	0.00%
Foreign	SWAP Holders	0	0.00%	0	0.00%	0	0.00%
	Foreign Residents	6,855,770	3.21%	4,472,027	2.09%	2,383,743	1.12%
	QFIs	0	0.00%	0	0.00%	0	0.00%
	Total Foreign Investors	6,855,770	3.21%	4,472,027	2.09%	2,383,743	1.12%
Grand Total		213,483,084	100.00%	213,483,084	100.00%		

Nomu-Parallel Market Value Traded Breakdown - By Investor Classification

Investor Classification	Buy		Sell		Net Value Traded	
	SAR	% of Total Buys	SAR	% of Total Sells	SAR (Buy - Sell)	Difference (% Buy - % Sell)
Institutional	1,027,200	0.48%	15,591,424	7.30%	-14,564,224	-6.82%
Non-Institutional	212,455,884	99.52%	197,891,660	92.70%	14,564,224	6.82%
Grand Total	213,483,084	100.00%	213,483,084	100.00%		

Institutional:

Refers to investors with institutional behavior including Saudi Corporates and Institutions (GREs & Mutual Funds), GCC Institutions (GREs, Corporate & Mutual Funds), SWAP Holders, and Qualified Foreign Investors (QFI).

Non Institutional:

Refers to investors with non-institutional behavior including Qualified Saudi and GCC Individuals and Qualified Foreign Residents.

Weekly Report – Nomu-Parallel Market

Ownership Value (by Nationality, Investor Type, & Classification)

Nomu-Parallel Market Ownership Breakdown - By Nationality and Investor Type							
Nationality	Investor Type	As of 21 November 2019		As of 28 November 2019		Weekly Change	
		Holding Value (SAR)	Ownership (%)	Holding Value (SAR)	Ownership (%)	Δ Holding Value (SAR)	Δ Ownership (%)
Saudi	Individuals	1,872,214,114	93.14%	2,552,254,731	95.45%	680,040,618	2.32%
	Corporates	126,434,068	6.29%	106,880,600	4.00%	-19,553,467	-2.29%
	Institution	3,704,906	0.18%	4,072,556	0.15%	367,651	-0.03%
	Total Saudi Investors	2,002,353,087	99.61%	2,663,207,888	99.60%	660,854,801	-0.01%
GCC	Individuals	0	0.00%	0	0.00%	0	0.00%
	Institutions	0	0.00%	0	0.00%	0	0.00%
	Total GCC Investors	0	0.00%	0	0.00%	0	0.00%
Foreign	SWAP Holders	0	0.00%	0	0.00%	0	0.00%
	Foreign Residents	7,048,829	0.35%	9,841,366	0.37%	2,792,536	0.02%
	QFIs	760,583	0.04%	788,246	0.03%	27,663	-0.01%
	Total Foreign Investors	7,809,413	0.39%	10,629,612	0.40%	2,820,199	0.01%
Grand Total		2,010,162,500	100.00%	2,673,837,500	100.00%	663,675,000	

Nomu-Parallel Market Ownership Breakdown - By Investor Classification						
Investor Classification	As of 21 November 2019		As of 28 November 2019		Weekly Change	
	Holding Value (SAR)	Ownership (%)	Holding Value (SAR)	Ownership (%)	Δ Holding Value (SAR)	Δ Ownership (%)
Institutional	130,899,557	6.51%	111,741,403	4.18%	-19,158,154	-2.33%
Non-Institutional	1,879,262,943	93.49%	2,562,096,097	95.82%	682,833,154	2.33%
Grand Total	2,010,162,500	100.00%	2,673,837,500	100.00%	663,675,000	

Institutional:

Refers to investors with institutional behavior including Saudi Corporates and Institutions (GREs & Mutual Funds), GCC Institutions (GREs, Corporate & Mutual Funds), SWAP Holders, and Qualified Foreign Investors (QFI).

Non Institutional:

Refers to investors with non-institutional behavior including Qualified Saudi and GCC Individuals and Qualified Foreign Residents.

السوق المالية السعودية
Saudi Stock Exchange

تداول
Tadawul

Thank you

