


Monthly Stock Market Ownership and Trading Activity Report

Market Reports

Month Ending 31 December 2017



Definitions



Monthly Stock Market Ownership and Trading Activity Report

Definitions


Nationality	Investor Type	Description
Saudi	Individuals*	Saudi Individuals have been classified under 4 categories as defined below:
	- Retail	Retail investors are Saudi individuals , excluding IPIs (see below) and HNWIs .
	- High Net Worth Investors (HNWIs)	HNWIs are Saudi individuals who have had an average portfolio size of SAR 1m (and above) for the preceding 12 months, excluding IPIs (see below).
	- Individual Professional Investors (IPIs)	IPIs are Saudi individuals who have had an average portfolio size of SAR 50m (and above) for the preceding 12 months and a portfolio turnover ratio of not more than 4 times annually.
	- Individual DPMs	Saudi individual investment account in which the manager (Authorized Person) makes the buy/sell decisions for its client without referring to the account owner (based on to the agreed terms between them).
	Institutions	Saudi Institutions have been classified under 4 categories as defined below:
	- Corporates	Saudi company with a commercial registration permitting its investment in the stock market .
	- Mutual Funds	A mutual fund managed by an Authorized Person and licensed by the CMA.
	- Government Related Entities (GREs)	A Government entity or a supranational authority recognized by the CMA.
	- Institutional DPMs	Saudi institutional investment account in which the manager (Authorized Person) makes the buy/sell decisions for its client without referring to the account owner (based on to the agreed terms between them).
GCC	Individuals*	GCC natural person
	Institutions	GCC legal person with a commercial registration certificate (corporate or mutual fund), in addition to GCC government entities.
	GCC DPMs	GCC investment account (institutional or individual) in which the manager (Authorized Person) makes the buy/sell decisions for its client without referring to the account owner (based on to the agreed terms between them).
Foreign	SWAP Holders	Authorized Person with the permission to enter into SWAP agreements to transfer the economic benefits of its ownership of shares in Saudi companies listed on the Saudi Stock Exchange to its non-resident foreign clients.
	Foreign Residents*	Foreign investors domiciled in the Kingdom with a valid residency permit (Iqama) (excluding GCC nationals).
	QFIs	Qualified Foreign Institutional investors registered with the CMA in accordance with the QFI Rules, to invest in shares listed on the Saudi Stock Exchange.
	Foreign DPMs	Foreign resident investment account in which the manager (Authorized Person) makes the buy/sell decisions for its client without referring to the account owner (based on to the agreed terms between them).
	Strategic Partners	Foreign investors considered founders and partners of Saudi listed companies.

*Nomu-Parallel
Market Individual
Investors

Individuals who fulfill any of the following:

- Conducted transactions not less than SAR 40m, and not less than 10 transaction in each quarter during last 12 months.
- Have an average portfolio size of SAR 10m for the preceding 12 months
- Hold General Securities Qualification Certificate which is recognized by the Authority.

Main Market - Highlights



The total value of shares traded for the month ending 31 December 2017 amounted to SAR 87.41 billion, increasing by 16.17% over the previous month; while total stock market capitalization reached SAR 1,689.60 billion at the end of this period, increasing by 1.84% over the previous month.

- ▶ The total value of shares purchased by “Saudi Investors” during this period amounted to SAR 83.29 billion representing 95.28% of total buying activity, and sales of SAR 83.44 billion representing 95.46% of total selling activity. Total ownership of “Saudi Investors” stood at 93.74% of total market capitalization as of 31 December 2017, representing a decrease of 0.09% from the previous month.
- ▶ The total value of shares purchased by “GCC Investors” during this period amounted to SAR 1.24 billion representing 1.42% of total buying activity, and sales of SAR 0.89 billion representing 1.02% of total selling activity. Total ownership of “GCC Investors” stood at 2.09% of total market capitalization as of 31 December 2017, representing an increase of 0.08% from the previous month.
- ▶ The total value of shares purchased by “Foreign Investors” during this period amounted to SAR 2.88 billion representing 3.30% of total buying activity, and sales of SAR 3.08 billion representing 3.52% of total selling activity. Total ownership of “Foreign Investors” stood at 4.17% of total market capitalization as of 31 December 2017, representing an increase of 0.01% from the previous month.



Main Market - Value Traded & Ownership Breakdown



Monthly Report - Main Market

Value Traded (by Nationality and Investor Type)

Main Market Value Traded Breakdown - By Nationality and Investor Type

Nationality	Investor Type	Buy		Sell		Net Value Traded	
		SAR	% of Total Buys	SAR	% of Total Sells	SAR (Buy - Sell)	Difference (% Buy - % Sell)
Saudi	Individuals:						
	Retail	40,327,003,336	46.13%	45,807,451,392	52.40%	-5,480,448,056	-6.27%
	HNWIs	28,685,155,236	32.82%	29,014,250,351	33.19%	-329,095,115	-0.38%
	IPIs	2,211,590,222	2.53%	2,628,033,491	3.01%	-416,443,269	-0.48%
	Individual DPMs	537,073,554	0.61%	554,569,526	0.63%	-17,495,972	-0.02%
	Sub Total (Individuals)	71,760,822,348	82.09%	78,004,304,760	89.24%	-6,243,482,412	-7.14%
	Institutions:						
	Corporates	8,109,165,030	9.28%	3,000,097,251	3.43%	5,109,067,780	5.84%
	Mutual Funds	2,735,350,313	3.13%	1,611,229,597	1.84%	1,124,120,716	1.29%
	GRE's	1,275,740	0.00%	57,480	0.00%	1,218,260	0.00%
	Institution DPMs	682,613,472	0.78%	825,116,883	0.94%	-142,503,411	-0.16%
	Sub Total (Institutions)	11,528,404,556	13.19%	5,436,501,211	6.22%	6,091,903,345	6.97%
	Total Saudi Investors	83,289,226,904	95.28%	83,440,805,971	95.46%	-151,579,067	-0.17%
GCC	Individuals	180,439,400	0.21%	203,640,859	0.23%	-23,201,459	-0.03%
	Institutions	1,056,637,223	1.21%	681,917,181	0.78%	374,720,042	0.43%
	GCC DPMs	4,019,988	0.00%	5,888,567	0.01%	-1,868,579	0.00%
	Total GCC Investors	1,241,096,612	1.42%	891,446,607	1.02%	349,650,004	0.40%
Foreign	SWAP Holders	629,739,416	0.72%	694,418,411	0.79%	-64,678,995	-0.07%
	Foreign Residents	1,414,811,673	1.62%	1,560,165,395	1.78%	-145,353,722	-0.17%
	QFIs	715,393,401	0.82%	624,401,035	0.71%	90,992,366	0.10%
	Foreign DPMs	122,404,513	0.14%	201,435,098	0.23%	-79,030,585	-0.09%
	Strategic Partners	0	0.00%	0	0.00%	0	0.00%
	Total Foreign Investors	2,882,349,002	3.30%	3,080,419,939	3.52%	-198,070,937	-0.23%
Grand Total		87,412,672,517	100.00%	87,412,672,517	100.00%		

Monthly Report - Main Market

Value Traded (by Investor Classification)

Main Market Value Traded Breakdown - By Investor Classification

Investor Classification	Buy		Sell		Net Value Traded	
	SAR	% of Total Buys	SAR	% of Total Sells	SAR (Buy - Sell)	Difference (% Buy - % Sell)
Institutional	16,805,262,873	19.23%	10,827,164,520	12.39%	5,978,098,352	6.84%
Non-Institutional	70,607,409,644	80.77%	76,585,507,997	87.61%	-5,978,098,352	-6.84%
Grand Total	87,412,672,517	100.00%	87,412,672,517	100.00%		

Definitions

Institutional:

Refers to investors with institutional behavior including GREs, Saudi Corporates, Saudi Mutual Funds, Saudi and Non-Saudi DPMs, Saudi Individual Professional Investors (IPI), SWAP Holders, Foreign Strategic Partners and Qualified Foreign Investors (QFI).

Non Institutional:

Refers to investors with non-institutional behavior including Saudi Retail Investors, Saudi High Net Worth Investors (HNWI), GCC Individuals and Foreign Residents.

Monthly Report - Main Market

Ownership Value (by Nationality and Investor Type)

Main Market Ownership Breakdown - By Nationality and Investor Type

Nationality	Investor Type	As of 30 November 2017		As of 31 December 2017		Monthly Change	
		Holding Value (SAR)	Ownership (%)	Holding Value (SAR)	Ownership (%)	Δ Holding Value (SAR)	Δ Ownership (%)
Saudi	Individuals:						
	Retail	68,574,541,419	4.13%	71,686,386,083	4.24%	3,111,844,664	0.11%
	HNWIs	132,149,157,664	7.97%	136,758,690,405	8.09%	4,609,532,741	0.13%
	IPIs	238,133,601,512	14.35%	250,125,670,533	14.80%	11,992,069,021	0.45%
	Individual DPMs	4,274,085,552	0.26%	4,354,132,202	0.26%	80,046,650	0.00%
	Sub Total (Individuals)	443,131,386,147	26.71%	462,924,879,223	27.40%	19,793,493,076	0.69%
	Institutions:						
	Corporates	270,465,186,209	16.30%	272,815,057,682	16.15%	2,349,871,473	-0.16%
	Mutual Funds	170,338,689,396	10.27%	163,479,908,567	9.68%	-6,858,780,829	-0.59%
	GRE's	624,362,373,050	37.63%	635,499,935,282	37.61%	11,137,562,232	-0.02%
	Institution DPMs	48,472,737,614	2.92%	49,113,966,778	2.91%	641,229,163	-0.01%
Sub Total (Institutions)	1,113,638,986,270	67.12%	1,120,908,868,309	66.34%	7,269,882,039	-0.78%	
Total Saudi Investors	1,556,770,372,417	93.83%	1,583,833,747,532	93.74%	27,063,375,115	-0.09%	
GCC	Individuals	2,689,350,945	0.16%	2,817,199,441	0.17%	127,848,496	0.00%
	Institutions	30,056,334,920	1.81%	31,945,136,597	1.89%	1,888,801,677	0.08%
	GCC DPMs	543,856,287	0.03%	558,836,525	0.03%	14,980,238	0.00%
	Total GCC Investors	33,289,542,152	2.01%	35,321,172,563	2.09%	2,031,630,411	0.08%
Foreign	SWAP Holders	8,728,450,070	0.53%	8,540,131,548	0.51%	-188,318,522	-0.02%
	Foreign Residents	4,027,474,921	0.24%	4,174,485,572	0.25%	147,010,651	0.00%
	QFIs	6,474,506,348	0.39%	6,965,962,528	0.41%	491,456,180	0.02%
	Foreign DPMs	3,214,194,452	0.19%	3,145,077,036	0.19%	-69,117,416	-0.01%
	Strategic Partners	46,578,099,978	2.81%	47,622,424,165	2.82%	1,044,324,187	0.01%
	Total Foreign Investors	69,022,725,768	4.16%	70,448,080,848	4.17%	1,425,355,080	0.01%
Grand Total		1,659,082,640,337	100.00%	1,689,603,000,943	100.00%	30,520,360,606	

Monthly Report - Main Market

Ownership Value (by Investor Classification)

Main Market Ownership Breakdown - By Investor Classification						
Investor Classification	As of 30 November 2017		As of 31 December 2017		Monthly Change	
	Holding Value (SAR)	Ownership (%)	Holding Value (SAR)	Ownership (%)	Δ Holding Value (SAR)	Δ Ownership (%)
Institutional	1,451,642,115,388	87.50%	1,474,166,239,441	87.25%	22,524,124,054	-0.25%
Non-Institutional	207,440,524,950	12.50%	215,436,761,502	12.75%	7,996,236,552	0.25%
Grand Total	1,659,082,640,337	100.00%	1,689,603,000,943	100.00%	30,520,360,606	

Definitions


Institutional:

Refers to investors with institutional behavior including GREs, Saudi Corporates, Saudi Mutual Funds, Saudi and Non-Saudi DPMs, Saudi Individual Professional Investors (IPI), SWAP Holders, Foreign Strategic Partners and Qualified Foreign Investors (QFI).

Non Institutional:

Refers to investors with non-institutional behavior including Saudi Retail Investors, Saudi High Net Worth Investors (HNWI), GCC Individuals and Foreign Residents.

Nomu-Parallel Market - Highlights




The total value of shares traded for the month ending 31 December 2017 amounted to SAR 49.45 million, increasing by 57.59% over the previous month; while total stock market capitalization reached SAR 2,255.14 million at the end of this period, increasing by 10.46% over the previous month.

- ▶ The total value of shares purchased by “Saudi Investors” during this period amounted to SAR 47.93 million representing 96.94% of total buying activity, and sales of SAR 48.54 million representing 98.16% of total selling activity. Total ownership of “Saudi Investors” stood at 99.04% of total market capitalization as of 31 December 2017, representing a decrease of 0.03% from the previous month.
- ▶ The total value of shares purchased by “GCC Investors” during this period amounted to SAR 0.00 million representing 0.00% of total buying activity, and sales of SAR 0.00 million representing 0.00% of total selling activity. Total ownership of “GCC Investors” stood at 0.62% of total market capitalization as of 31 December 2017, representing an increase of 0.01% from the previous month.
- ▶ The total value of shares purchased by “Foreign Investors” during this period amounted to SAR 1.51 million representing 3.06% of total buying activity, and sales of SAR 0.91 million representing 1.84% of total selling activity. Total ownership of “Foreign Investors” stood at 0.33% of total market capitalization as of 31 December 2017 representing an increase of 0.02% from the previous month.



Nomu-Parallel Market - Value Traded & Ownership Breakdown



Monthly Report – Nomu-Parallel Market

Value Traded (by Nationality, Investor Type, & Classification)

Nomu-Parallel Market Value Traded Breakdown - By Nationality and Investor Type							
Nationality	Investor Type	Buy		Sell		Net Value Traded	
		SAR	% of Total Buys	SAR	% of Total Sells	SAR (Buy - Sell)	Difference (% Buy - % Sell)
Saudi	Individuals	46,811,043	94.67%	45,306,591	91.63%	1,504,452	3.04%
	Corporates	897,559	1.82%	0	0.00%	897,559	1.82%
	Institution	226,151	0.46%	3,228,940	6.53%	-3,002,790	-6.07%
	Total Saudi Investors	47,934,753	96.94%	48,535,531	98.16%	-600,778	-1.21%
GCC	Individuals	0	0.00%	0	0.00%	0	0.00%
	Institutions	0	0.00%	0	0.00%	0	0.00%
	Total GCC Investors	0	0.00%	0	0.00%	0	0.00%
Foreign	SWAP Holders	0	0.00%	0	0.00%	0	0.00%
	Foreign Residents	711,383	1.44%	912,146	1.84%	-200,763	-0.41%
	QFIs	801,541	1.62%	0	0.00%	801,541	1.62%
	Total Foreign Investors	1,512,924	3.06%	912,146	1.84%	600,778	1.21%
Grand Total		49,447,677	100.00%	49,447,677	100.00%		

Nomu-Parallel Market Value Traded Breakdown - By Investor Classification						
Investor Classification	Buy		Sell		Net Value Traded	
	SAR	% of Total Buys	SAR	% of Total Sells	SAR (Buy - Sell)	Difference (% Buy - % Sell)
Institutional	1,925,251	3.89%	3,228,940	6.53%	-1,303,690	-2.64%
Non-Institutional	47,522,426	96.11%	46,218,737	93.47%	1,303,690	2.64%
Grand Total	49,447,677	100.00%	49,447,677	100.00%		

Institutional:

Refers to investors with institutional behavior including Saudi Corporates and Institutions (GREs & Mutual Funds), GCC Institutions (GREs, Corporate & Mutual Funds), SWAP Holders, and Qualified Foreign Investors (QFI).

Non Institutional:

Refers to investors with non-institutional behavior including Qualified Saudi and GCC Individuals and Qualified Foreign Residents.

Monthly Report – Nomu-Parallel Market

Ownership Value (by Nationality, Investor Type, & Classification)

Nomu-Parallel Market Ownership Breakdown - By Nationality and Investor Type							
Nationality	Investor Type	As of 30 November 2017		As of 31 December 2017		Monthly Change	
		Holding Value (SAR)	Ownership (%)	Holding Value (SAR)	Ownership (%)	Δ Holding Value (SAR)	Δ Ownership (%)
Saudi	Individuals	1,811,962,080	88.75%	1,999,816,999	88.68%	187,854,919	-0.08%
	Corporates	106,882,555	5.24%	122,907,447	5.45%	16,024,893	0.21%
	Institution	103,899,480	5.09%	110,865,200	4.92%	6,965,720	-0.17%
	Total Saudi Investors	2,022,744,114	99.08%	2,233,589,646	99.04%	210,845,532	-0.03%
GCC	Individuals	25,629	0.00%	32,195	0.00%	6,566	0.00%
	Institutions	12,483,632	0.61%	14,022,571	0.62%	1,538,939	0.01%
	Total GCC Investors	12,509,261	0.61%	14,054,766	0.62%	1,545,505	0.01%
Foreign	SWAP Holders	193,399	0.01%	219,436	0.01%	26,036	0.00%
	Foreign Residents	3,062,628	0.15%	3,303,581	0.15%	240,953	0.00%
	QFIs	3,065,593	0.15%	3,976,807	0.18%	911,214	0.03%
	Total Foreign Investors	6,321,620	0.31%	7,499,823	0.33%	1,178,203	0.02%
Grand Total		2,041,574,995	100.00%	2,255,144,235	100.00%	213,569,240	

Nomu-Parallel Market Ownership Breakdown - By Investor Classification						
Investor Classification	As of 30 November 2017		As of 31 December 2017		Monthly Change	
	Holding Value (SAR)	Ownership (%)	Holding Value (SAR)	Ownership (%)	Δ Holding Value (SAR)	Δ Ownership (%)
Institutional	226,524,659	11.10%	251,991,460	11.17%	25,466,801	0.08%
Non-Institutional	1,815,050,336	88.90%	2,003,152,775	88.83%	188,102,439	-0.08%
Grand Total	2,041,574,995	100.00%	2,255,144,235	100.00%	213,569,240	

Institutional:

Refers to investors with institutional behavior including Saudi Corporates and Institutions (GREs & Mutual Funds), GCC Institutions (GREs, Corporate & Mutual Funds), SWAP Holders, and Qualified Foreign Investors (QFI).

Non Institutional:

Refers to investors with non-institutional behavior including Qualified Saudi and GCC Individuals and Qualified Foreign Residents.

السوق المالية السعودية
Saudi Stock Exchange

تداول
Tadawul

Thank you

