


Monthly Stock Market Ownership and Trading Activity Report

Market Reports

Month Ending 30 April 2018



Definitions



Monthly Stock Market Ownership and Trading Activity Report

Definitions


Nationality	Investor Type	Description
Saudi	Individuals*	Saudi Individuals have been classified under 4 categories as defined below:
	- Retail	Retail investors are Saudi individuals , excluding IPIs (see below) and HNWIs .
	- High Net Worth Investors (HNWIs)	HNWIs are Saudi individuals who have had an average portfolio size of SAR 1m (and above) for the preceding 12 months, excluding IPIs (see below).
	- Individual Professional Investors (IPIs)	IPIs are Saudi individuals who have had an average portfolio size of SAR 50m (and above) for the preceding 12 months and a portfolio turnover ratio of not more than 4 times annually.
	- Individual DPMs	Saudi individual investment account in which the manager (Authorized Person) makes the buy/sell decisions for its client without referring to the account owner (based on to the agreed terms between them).
	Institutions	Saudi Institutions have been classified under 4 categories as defined below:
	- Corporates	Saudi company with a commercial registration permitting its investment in the stock market .
	- Mutual Funds	A mutual fund managed by an Authorized Person and licensed by the CMA.
- Government Related Entities (GREs)	A Government entity or a supranational authority recognized by the CMA.	
- Institutional DPMs	Saudi institutional investment account in which the manager (Authorized Person) makes the buy/sell decisions for its client without referring to the account owner (based on to the agreed terms between them).	
GCC	Individuals*	GCC natural person
	Institutions	GCC legal person with a commercial registration certificate (corporate or mutual fund), in addition to GCC government entities.
	GCC DPMs	GCC investment account (institutional or individual) in which the manager (Authorized Person) makes the buy/sell decisions for its client without referring to the account owner (based on to the agreed terms between them).
Foreign	SWAP Holders	Authorized Person with the permission to enter into SWAP agreements to transfer the economic benefits of its ownership of shares in Saudi companies listed on the Saudi Stock Exchange to its non-resident foreign clients.
	Foreign Residents*	Foreign investors domiciled in the Kingdom with a valid residency permit (Iqama) (excluding GCC nationals).
	QFIs	Qualified Foreign Institutional investors registered with the CMA in accordance with the QFI Rules, to invest in shares listed on the Saudi Stock Exchange.
	Foreign DPMs	Foreign resident investment account in which the manager (Authorized Person) makes the buy/sell decisions for its client without referring to the account owner (based on to the agreed terms between them).
	Strategic Partners	Foreign investors considered founders and partners of Saudi listed companies.

*Nomu-Parallel
Market Individual
Investors

Individuals who fulfill any of the following:

- Conducted transactions not less than SAR 40m, and not less than 10 transaction in each quarter during last 12 months.
- Have an average portfolio size of SAR 10m for the preceding 12 months
- Hold General Securities Qualification Certificate which is recognized by the Authority.

Main Market - Highlights




The total value of shares traded for the month ending 30 April 2018 amounted to SAR 107.97 billion, increasing by 23.31% over the previous month; while total stock market capitalization reached SAR 1,929.54 billion at the end of this period, increasing by 3.39% over the previous month.

- ▶ The total value of shares purchased by “Saudi Investors” during this period amounted to SAR 98.49 billion representing 91.22% of total buying activity, and sales of SAR 101.73 billion representing 94.23% of total selling activity. Total ownership of “Saudi Investors” stood at 92.82% of total market capitalization as of 30 April 2018, representing a decrease of 0.40% from the previous month.
- ▶ The total value of shares purchased by “GCC Investors” during this period amounted to SAR 2.21 billion representing 2.04% of total buying activity, and sales of SAR 1.87 billion representing 1.73% of total selling activity. Total ownership of “GCC Investors” stood at 2.14% of total market capitalization as of 30 April 2018, representing an increase of 0.08% from the previous month.
- ▶ The total value of shares purchased by “Foreign Investors” during this period amounted to SAR 7.27 billion representing 6.74% of total buying activity, and sales of SAR 4.37 billion representing 4.05% of total selling activity. Total ownership of “Foreign Investors” stood at 5.04% of total market capitalization as of 30 April 2018, representing an increase of 0.33% from the previous month.



Main Market - Value Traded & Ownership Breakdown



Monthly Report - Main Market

Value Traded (by Nationality and Investor Type)

Main Market Value Traded Breakdown - By Nationality and Investor Type

Nationality	Investor Type	Buy		Sell		Net Value Traded		
		SAR	% of Total Buys	SAR	% of Total Sells	SAR (Buy - Sell)	Difference (% Buy - % Sell)	
Saudi	Individuals:							
	Retail	43,502,061,572	40.29%	52,078,315,689	48.24%	-8,576,254,116	-7.94%	
	HNWIs	35,543,668,889	32.92%	37,545,916,083	34.78%	-2,002,247,194	-1.85%	
	IPIs	3,555,000,222	3.29%	5,140,820,755	4.76%	-1,585,820,533	-1.47%	
	Individual DPMS	698,905,409	0.65%	674,569,314	0.62%	24,336,095	0.02%	
	Sub Total (Individuals)	83,299,636,093	77.15%	95,439,621,841	88.40%	-12,139,985,748	-11.24%	
	Institutions:							
	Corporates	10,255,006,440	9.50%	2,738,050,726	2.54%	7,516,955,714	6.96%	
	Mutual Funds	3,846,487,428	3.56%	2,579,828,233	2.39%	1,266,659,195	1.17%	
	GRE's	0	0.00%	1,705,877	0.00%	-1,705,877	0.00%	
	Institution DPMS	1,086,643,401	1.01%	974,526,381	0.90%	112,117,019	0.10%	
	Sub Total (Institutions)	15,188,137,269	14.07%	6,294,111,218	5.83%	8,894,026,051	8.24%	
	Total Saudi Investors	98,487,773,362	91.22%	101,733,733,059	94.23%	-3,245,959,697	-3.01%	
	GCC	Individuals	268,636,337	0.25%	415,754,687	0.39%	-147,118,349	-0.14%
Institutions		1,935,596,870	1.79%	1,440,344,621	1.33%	495,252,249	0.46%	
GCC DPMS		3,407,275	0.00%	9,875,603	0.01%	-6,468,328	-0.01%	
Total GCC Investors		2,207,640,482	2.04%	1,865,974,911	1.73%	341,665,571	0.32%	
Foreign	SWAP Holders	2,529,795,549	2.34%	1,400,298,219	1.30%	1,129,497,330	1.05%	
	Foreign Residents	1,230,556,585	1.14%	1,624,381,258	1.50%	-393,824,673	-0.36%	
	QFIs	3,508,674,952	3.25%	1,341,591,975	1.24%	2,167,082,977	2.01%	
	Foreign DPMS	2,670,116	0.00%	1,131,624	0.00%	1,538,492	0.00%	
	Strategic Partners	0	0.00%	0	0.00%	0	0.00%	
	Total Foreign Investors	7,271,697,203	6.74%	4,367,403,077	4.05%	2,904,294,126	2.69%	
Grand Total		107,967,111,047	100.00%	107,967,111,047	100.00%			

Monthly Report - Main Market

Value Traded (by Investor Classification)

Main Market Value Traded Breakdown - By Investor Classification

Investor Classification	Buy		Sell		Net Value Traded	
	SAR	% of Total Buys	SAR	% of Total Sells	SAR (Buy - Sell)	Difference (% Buy - % Sell)
Institutional	27,422,187,663	25.40%	16,302,743,331	15.10%	11,119,444,332	10.30%
Non-Institutional	80,544,923,384	74.60%	91,664,367,716	84.90%	-11,119,444,332	-10.30%
Grand Total	107,967,111,047	100.00%	107,967,111,047	100.00%		

Definitions

Institutional:

Refers to investors with institutional behavior including GREs, Saudi Corporates, Saudi Mutual Funds, Saudi and Non-Saudi DPMs, Saudi Individual Professional Investors (IPI), SWAP Holders, Foreign Strategic Partners and Qualified Foreign Investors (QFI).

Non Institutional:

Refers to investors with non-institutional behavior including Saudi Retail Investors, Saudi High Net Worth Investors (HNWI), GCC Individuals and Foreign Residents.

Monthly Report - Main Market

Ownership Value (by Nationality and Investor Type)

Main Market Ownership Breakdown - By Nationality and Investor Type

Nationality	Investor Type	As of 29 March 2018		As of 30 April 2018*		Monthly Change	
		Holding Value (SAR)	Ownership (%)	Holding Value (SAR)	Ownership (%)	Δ Holding Value (SAR)	Δ Ownership (%)
Saudi	Individuals:						
	Retail	76,784,094,874	4.11%	78,458,780,933	4.07%	1,674,686,058	-0.05%
	HNWIs	145,862,584,779	7.82%	153,233,595,974	7.94%	7,371,011,195	0.13%
	IPIs	264,758,318,467	14.19%	273,188,549,799	14.16%	8,430,231,331	-0.03%
	Individual DPMs	5,232,841,947	0.28%	5,164,944,514	0.27%	-67,897,433	-0.01%
	Sub Total (Individuals)	492,637,840,068	26.40%	510,045,871,219	26.43%	17,408,031,151	0.04%
	Institutions:						
	Corporates	296,427,820,889	15.88%	306,955,121,247	15.91%	10,527,300,358	0.02%
	Mutual Funds	172,013,102,721	9.22%	184,887,504,855	9.58%	12,874,402,134	0.36%
	GRE's	721,502,852,691	38.66%	729,871,340,794	37.83%	8,368,488,102	-0.83%
	Institution DPMs	57,142,311,905	3.06%	59,173,957,521	3.07%	2,031,645,616	0.00%
	Sub Total (Institutions)	1,247,086,088,207	66.82%	1,280,887,924,417	66.38%	33,801,836,210	-0.44%
Total Saudi Investors	1,739,723,928,275	93.22%	1,790,933,795,635	92.82%	51,209,867,361	-0.40%	
GCC	Individuals	3,308,009,965	0.18%	3,243,543,828	0.17%	-64,466,137	-0.01%
	Institutions	34,597,326,957	1.85%	37,452,621,767	1.94%	2,855,294,811	0.09%
	GCC DPMs	631,343,138	0.03%	647,085,782	0.03%	15,742,644	0.00%
	Total GCC Investors	38,536,680,060	2.06%	41,343,251,377	2.14%	2,806,571,317	0.08%
Foreign	SWAP Holders	13,978,248,769	0.75%	16,297,513,945	0.84%	2,319,265,176	0.10%
	Foreign Residents	4,253,716,416	0.23%	4,394,259,127	0.23%	140,542,711	0.00%
	QFIs	14,569,540,517	0.78%	17,454,816,885	0.90%	2,885,276,367	0.12%
	Foreign DPMs	8,052,039	0.00%	8,549,703	0.00%	497,665	0.00%
	Strategic Partners	55,166,659,749	2.96%	59,107,462,107	3.06%	3,940,802,359	0.11%
	Total Foreign Investors	87,976,217,489	4.71%	97,262,601,767	5.04%	9,286,384,278	0.33%
Grand Total		1,866,236,825,824	100.00%	1,929,539,648,779	100.00%	63,302,822,955	

* Non Deposited bonus shares amount of 271,320,000 SAR was not reflected as on 30 April holding value

Monthly Report - Main Market

Ownership Value (by Investor Classification)

Main Market Ownership Breakdown - By Investor Classification						
Investor Classification	As of 29 March 2018		As of 30 April 2018*		Monthly Change	
	Holding Value (SAR)	Ownership (%)	Holding Value (SAR)	Ownership (%)	Δ Holding Value (SAR)	Δ Ownership (%)
Institutional	1,636,028,419,790	87.66%	1,690,209,468,918	87.60%	54,181,049,129	-0.07%
Non-Institutional	230,208,406,034	12.34%	239,330,179,861	12.40%	9,121,773,826	0.07%
Grand Total	1,866,236,825,824	100.00%	1,929,539,648,779	100.00%	63,302,822,955	

Definitions


Institutional:

Refers to investors with institutional behavior including GREs, Saudi Corporates, Saudi Mutual Funds, Saudi and Non-Saudi DPMs, Saudi Individual Professional Investors (IPI), SWAP Holders, Foreign Strategic Partners and Qualified Foreign Investors (QFI).

Non Institutional:

Refers to investors with non-institutional behavior including Saudi Retail Investors, Saudi High Net Worth Investors (HNWI), GCC Individuals and Foreign Residents.

Nomu-Parallel Market - Highlights




The total value of shares traded for the month ending 30 April 2018 amounted to SAR 63.39 million, increasing by 78.92% over the previous month; while total stock market capitalization reached SAR 2,509.63 million at the end of this period, increasing by 20.12% over the previous month.

- ▶ The total value of shares purchased by “Saudi Investors” during this period amounted to SAR 62.89 million representing 99.21% of total buying activity, and sales of SAR 62.56 million representing 98.70% of total selling activity. Total ownership of “Saudi Investors” stood at 99.03% of total market capitalization as of 30 April 2018, representing an increase of 0.02% from the previous month.
- ▶ The total value of shares purchased by “GCC Investors” during this period amounted to SAR 0.00 million representing 0.00% of total buying activity, and sales of SAR 0.00 million representing 0.00% of total selling activity. Total ownership of “GCC Investors” stood at 0.58% of total market capitalization as of 30 April 2018, representing a decrease of 0.003% from the previous month.
- ▶ The total value of shares purchased by “Foreign Investors” during this period amounted to SAR 0.50 million representing 0.79% of total buying activity, and sales of SAR 0.82 million representing 1.30% of total selling activity. Total ownership of “Foreign Investors” stood at 0.39% of total market capitalization as of 30 April 2018 representing a decrease of 0.02% from the previous month.



Nomu-Parallel Market - Value Traded & Ownership Breakdown



Monthly Report – Nomu-Parallel Market

Value Traded (by Nationality, Investor Type, & Classification)

Nomu-Parallel Market Value Traded Breakdown - By Nationality and Investor Type							
Nationality	Investor Type	Buy		Sell		Net Value Traded	
		SAR	% of Total Buys	SAR	% of Total Sells	SAR (Buy - Sell)	Difference (% Buy - % Sell)
Saudi	Individuals	54,810,745	86.47%	53,213,052	83.95%	1,597,692	2.52%
	Corporates	681,267	1.07%	2,238,070	3.53%	-1,556,803	-2.46%
	Institution	7,394,142	11.67%	7,110,353	11.22%	283,789	0.45%
	Total Saudi Investors	62,886,154	99.21%	62,561,476	98.70%	324,678	0.51%
GCC	Individuals	0	0.00%	0	0.00%	0	0.00%
	Institutions	0	0.00%	0	0.00%	0	0.00%
	Total GCC Investors	0	0.00%	0	0.00%	0	0.00%
Foreign	SWAP Holders	0	0.00%	0	0.00%	0	0.00%
	Foreign Residents	435,172	0.69%	669,648	1.06%	-234,476	-0.37%
	QFIs	64,852	0.10%	155,054	0.24%	-90,202	-0.14%
	Total Foreign Investors	500,024	0.79%	824,703	1.30%	-324,678	-0.51%
Grand Total		63,386,178	100.00%	63,386,178	100.00%		

Nomu-Parallel Market Value Traded Breakdown - By Investor Classification							
Investor Classification	Buy		Sell		Net Value Traded		
	SAR	% of Total Buys	SAR	% of Total Sells	SAR (Buy - Sell)	Difference (% Buy - % Sell)	
Institutional	8,140,262	12.84%	9,503,478	14.99%	-1,363,216	-2.15%	
Non-Institutional	55,245,917	87.16%	53,882,701	85.01%	1,363,216	2.15%	
Grand Total		63,386,178	100.00%	63,386,178	100.00%		

Institutional:

Refers to investors with institutional behavior including Saudi Corporates and Institutions (GREs & Mutual Funds), GCC Institutions (GREs, Corporate & Mutual Funds), SWAP Holders, and Qualified Foreign Investors (QFI).

Non Institutional:

Refers to investors with non-institutional behavior including Qualified Saudi and GCC Individuals and Qualified Foreign Residents.

Monthly Report – Nomu-Parallel Market

Ownership Value (by Nationality, Investor Type, & Classification)

Nomu-Parallel Market Ownership Breakdown - By Nationality and Investor Type							
Nationality	Investor Type	As of 29 March 2018		As of 30 April 2018		Monthly Change	
		Holding Value (SAR)	Ownership (%)	Holding Value (SAR)	Ownership (%)	Δ Holding Value (SAR)	Δ Ownership (%)
Saudi	Individuals	1,862,041,832	89.13%	2,251,913,112	89.73%	389,871,280	0.61%
	Corporates	117,799,500	5.64%	134,609,665	5.36%	16,810,165	-0.27%
	Institution	88,779,681	4.25%	98,879,722	3.94%	10,100,040	-0.31%
	Total Saudi Investors	2,068,621,014	99.01%	2,485,402,499	99.03%	416,781,485	0.02%
GCC	Individuals	29,051	0.00%	30,319	0.00%	1,268	0.00%
	Institutions	12,098,897	0.58%	14,417,430	0.57%	2,318,533	0.00%
	Total GCC Investors	12,127,948	0.58%	14,447,749	0.58%	2,319,801	0.00%
Foreign	SWAP Holders	841,794	0.04%	938,227	0.04%	96,432	0.00%
	Foreign Residents	2,884,002	0.14%	2,893,481	0.12%	9,479	-0.02%
	QFIs	4,772,502	0.23%	5,947,435	0.24%	1,174,932	0.01%
	Total Foreign Investors	8,498,298	0.41%	9,779,142	0.39%	1,280,844	-0.02%
Grand Total		2,089,247,260	100.00%	2,509,629,390	100.00%	420,382,130	

Nomu-Parallel Market Ownership Breakdown - By Investor Classification							
Investor Classification	As of 29 March 2018		As of 30 April 2018		Monthly Change		
	Holding Value (SAR)	Ownership (%)	Holding Value (SAR)	Ownership (%)	Δ Holding Value (SAR)	Δ Ownership (%)	
Institutional	224,292,375	10.74%	254,792,479	10.15%	30,500,104	-0.58%	
Non-Institutional	1,864,954,885	89.26%	2,254,836,911	89.85%	389,882,026	0.58%	
Grand Total	2,089,247,260	100.00%	2,509,629,390	100.00%	420,382,130		

Institutional:

Refers to investors with institutional behavior including Saudi Corporates and Institutions (GREs & Mutual Funds), GCC Institutions (GREs, Corporate & Mutual Funds), SWAP Holders, and Qualified Foreign Investors (QFI).

Non Institutional:

Refers to investors with non-institutional behavior including Qualified Saudi and GCC Individuals and Qualified Foreign Residents.

السوق المالية السعودية
Saudi Stock Exchange

تداول
Tadawul

Thank you

