

Monthly Stock Market Ownership and Trading Activity Report

Market Reports

Month Ending 31 July 2017



Definitions



Monthly Stock Market Ownership and Trading Activity Report

Definitions


Nationality	Investor Type	Description
Saudi	Individuals*	Saudi Individuals have been classified under 4 categories as defined below:
	- Retail	Retail investors are Saudi individuals , excluding IPIs (see below) and HNWIs .
	- High Net Worth Investors (HNWIs)	HNWIs are Saudi individuals who have had an average portfolio size of SAR 1m (and above) for the preceding 12 months, excluding IPIs (see below).
	- Individual Professional Investors (IPIs)	IPIs are Saudi individuals who have had an average portfolio size of SAR 50m (and above) for the preceding 12 months and a portfolio turnover ratio of not more than 4 times annually.
	- Individual DPMs	Saudi individual investment account in which the manager (Authorized Person) makes the buy/sell decisions for its client without referring to the account owner (based on to the agreed terms between them).
	Institutions	Saudi Institutions have been classified under 4 categories as defined below:
	- Corporates	Saudi company with a commercial registration permitting its investment in the stock market .
	- Mutual Funds	A mutual fund managed by an Authorized Person and licensed by the CMA.
- Government Related Entities (GREs)	A Government entity or a supranational authority recognized by the CMA.	
- Institutional DPMs	Saudi institutional investment account in which the manager (Authorized Person) makes the buy/sell decisions for its client without referring to the account owner (based on to the agreed terms between them).	
GCC	Individuals*	GCC natural person
	Institutions	GCC legal person with a commercial registration certificate (corporate or mutual fund), in addition to GCC government entities.
	GCC DPMs	GCC investment account (institutional or individual) in which the manager (Authorized Person) makes the buy/sell decisions for its client without referring to the account owner (based on to the agreed terms between them).
Foreign	SWAP Holders	Authorized Person with the permission to enter into SWAP agreements to transfer the economic benefits of its ownership of shares in Saudi companies listed on the Saudi Stock Exchange to its non-resident foreign clients.
	Foreign Residents*	Foreign investors domiciled in the Kingdom with a valid residency permit (Iqama) (excluding GCC nationals).
	QFIs	Qualified Foreign Institutional investors registered with the CMA in accordance with the QFI Rules, to invest in shares listed on the Saudi Stock Exchange.
	Foreign DPMs	Foreign resident investment account in which the manager (Authorized Person) makes the buy/sell decisions for its client without referring to the account owner (based on to the agreed terms between them).
	Strategic Partners	Foreign investors considered founders and partners of Saudi listed companies.

*Nomu-Parallel
Market Individual
Investors

Individuals who fulfill any of the following:

- Conducted transactions not less than SAR 40m, and not less than 10 transaction in each quarter during last 12 months.
- Have an average portfolio size of SAR 10m for the preceding 12 months
- Hold General Securities Qualification Certificate which is recognized by the Authority.

Main Market - Highlights



The total value of shares traded for the month ending 31 July 2017 amounted to SAR 60.51 billion, increasing by 10.57% over the previous month; while total stock market capitalization reached SAR 1,682.75 billion at the end of this period, decreasing by 4.61% over the previous month.



- ▶ The total value of shares purchased by “Saudi Investors” during this period amounted to SAR 57.22 billion representing 94.57% of total buying activity, and sales of SAR 56.39 billion representing 93.20% of total selling activity. Total ownership of “Saudi Investors” stood at 93.35% of total market capitalization as of 31 July 2017, representing an increase of 0.0001% from the previous month.
- ▶ The total value of shares purchased by “GCC Investors” during this period amounted to SAR 1.14 billion representing 1.89% of total buying activity, and sales of SAR 1.67 billion representing 2.76% of total selling activity. Total ownership of “GCC Investors” stood at 2.18% of total market capitalization as of 31 July 2017, representing a decrease of 0.05% from the previous month.
- ▶ The total value of shares purchased by “Foreign Investors” during this period amounted to SAR 2.15 billion representing 3.55% of total buying activity, and sales of SAR 2.45 billion representing 4.04% of total selling activity. Total ownership of “Foreign Investors” stood at 4.47% of total market capitalization as of 31 July 2017, representing an increase of 0.05% from the previous month.

Main Market - Value Traded & Ownership Breakdown



Monthly Report - Main Market

Value Traded (by Nationality and Investor Type)

Main Market Value Traded Breakdown - By Nationality and Investor Type

Nationality	Investor Type	Buy		Sell		Net Value Traded	
		SAR	% of Total Buys	SAR	% of Total Sells	SAR (Buy - Sell)	Difference (% Buy - % Sell)
Saudi	Individuals:						
	Retail	24,691,785,984	40.81%	29,714,073,802	49.11%	-5,022,287,817	-8.30%
	HNWIs	18,409,246,519	30.42%	18,270,917,594	30.19%	138,328,925	0.23%
	IPIs	2,408,851,351	3.98%	1,931,811,139	3.19%	477,040,213	0.79%
	Individual DPMs	288,525,654	0.48%	449,603,070	0.74%	-161,077,416	-0.27%
	Sub Total (Individuals)	45,798,409,509	75.69%	50,366,405,604	83.24%	-4,567,996,096	-7.55%
	Institutions:						
	Corporates	7,022,901,334	11.61%	3,245,592,066	5.36%	3,777,309,269	6.24%
	Mutual Funds	3,496,266,842	5.78%	1,962,654,077	3.24%	1,533,612,764	2.53%
	GRE's	26,743,410	0.04%	15,907,500	0.03%	10,835,910	0.02%
	Institution DPMs	878,371,657	1.45%	802,441,939	1.33%	75,929,718	0.13%
	Sub Total (Institutions)	11,424,283,242	18.88%	6,026,595,581	9.96%	5,397,687,661	8.92%
Total Saudi Investors	57,222,692,751	94.57%	56,393,001,186	93.20%	829,691,565	1.37%	
GCC	Individuals	185,248,310	0.31%	186,164,105	0.31%	-915,795	0.00%
	Institutions	953,186,315	1.58%	1,469,133,354	2.43%	-515,947,039	-0.85%
	GCC DPMs	3,004,639	0.00%	16,353,702	0.03%	-13,349,063	-0.02%
	Total GCC Investors	1,141,439,264	1.89%	1,671,651,160	2.76%	-530,211,896	-0.88%
Foreign	SWAP Holders	595,273,335	0.98%	835,840,254	1.38%	-240,566,919	-0.40%
	Foreign Residents	859,300,643	1.42%	925,954,363	1.53%	-66,653,721	-0.11%
	QFIs	578,962,138	0.96%	545,141,527	0.90%	33,820,612	0.06%
	Foreign DPMs	112,710,901	0.19%	130,116,723	0.22%	-17,405,822	-0.03%
	Strategic Partners	0	0.00%	8,673,818	0.01%	-8,673,818	-0.01%
	Total Foreign Investors	2,146,247,016	3.55%	2,445,726,685	4.04%	-299,479,669	-0.49%
Grand Total		60,510,379,031	100.00%	60,510,379,031	100.00%		

Monthly Report - Main Market

Value Traded (by Investor Classification)

Main Market Value Traded Breakdown - By Investor Classification

Investor Classification	Buy		Sell		Net Value Traded	
	SAR	% of Total Buys	SAR	% of Total Sells	SAR (Buy - Sell)	Difference (% Buy - % Sell)
Institutional	16,364,797,575	27.04%	11,413,269,167	18.86%	4,951,528,408	8.18%
Non-Institutional	44,145,581,456	72.96%	49,097,109,864	81.14%	-4,951,528,408	-8.18%
Grand Total	60,510,379,031	100.00%	60,510,379,031	100.00%		

Definitions

Institutional:

Refers to investors with institutional behavior including GREs, Saudi Corporates, Saudi Mutual Funds, Saudi and Non-Saudi DPMs, Saudi Individual Professional Investors (IPI), SWAP Holders, Foreign Strategic Partners and Qualified Foreign Investors (QFI).

Non Institutional:

Refers to investors with non-institutional behavior including Saudi Retail Investors, Saudi High Net Worth Investors (HNWI), GCC Individuals and Foreign Residents.

Monthly Report - Main Market

Ownership Value (by Nationality and Investor Type)

Main Market Ownership Breakdown - By Nationality and Investor Type

Nationality	Investor Type	As of 22 June 2017		As of 31 July 2017		Monthly Change	
		Holding Value (SAR)	Ownership (%)	Holding Value (SAR)	Ownership (%)	Δ Holding Value (SAR)	Δ Ownership (%)
Saudi	Individuals:						
	Retail	73,034,176,038	4.14%	70,442,292,718	4.19%	-2,591,883,320	0.05%
	HNWIs	136,708,338,314	7.75%	129,290,965,232	7.68%	-7,417,373,082	-0.07%
	IPIs	268,096,038,023	15.20%	253,863,837,173	15.09%	-14,232,200,850	-0.11%
	Individual DPMs	4,627,498,031	0.26%	5,048,327,253	0.30%	420,829,222	0.04%
	Sub Total (Individuals)	482,466,050,406	27.35%	458,645,422,376	27.26%	-23,820,628,030	-0.10%
	Institutions:						
	Corporates	294,948,305,567	16.72%	276,105,716,135	16.41%	-18,842,589,432	-0.31%
	Mutual Funds	100,045,881,815	5.67%	103,006,219,838	6.12%	2,960,338,023	0.45%
	GRE's	719,289,647,426	40.78%	684,385,961,485	40.67%	-34,903,685,941	-0.11%
	Institution DPMs	49,848,871,010	2.83%	48,625,219,061	2.89%	-1,223,651,948	0.06%
	Sub Total (Institutions)	1,164,132,705,818	65.99%	1,112,123,116,519	66.09%	-52,009,589,299	0.10%
Total Saudi Investors	1,646,598,756,224	93.35%	1,570,768,538,895	93.35%	-75,830,217,330	0.00%	
GCC	Individuals	3,099,629,156	0.18%	2,923,895,393	0.17%	-175,733,763	0.00%
	Institutions	35,515,268,954	2.01%	33,150,148,318	1.97%	-2,365,120,636	-0.04%
	GCC DPMs	703,346,301	0.04%	668,419,503	0.04%	-34,926,798	0.00%
	Total GCC Investors	39,318,244,411	2.23%	36,742,463,215	2.18%	-2,575,781,196	-0.05%
Foreign	SWAP Holders	10,979,122,091	0.62%	9,794,495,737	0.58%	-1,184,626,355	-0.04%
	Foreign Residents	8,128,198,560	0.46%	4,328,135,069	0.26%	-3,800,063,491	-0.20%
	QFIs	7,106,316,643	0.40%	6,543,983,393	0.39%	-562,333,249	-0.01%
	Foreign DPMs	2,783,368,341	0.16%	2,582,060,965	0.15%	-201,307,376	0.00%
	Strategic Partners	49,077,447,709	2.78%	51,993,163,095	3.09%	2,915,715,387	0.31%
Total Foreign Investors	78,074,453,343	4.43%	75,241,838,260	4.47%	-2,832,615,084	0.05%	
Grand Total		1,763,991,453,978	100.00%	1,682,752,840,369	100.00%	-81,238,613,610	

Monthly Report - Main Market

Ownership Value (by Investor Classification)

Main Market Ownership Breakdown - By Investor Classification						
Investor Classification	As of 22 June 2017		As of 31 July 2017		Monthly Change	
	Holding Value (SAR)	Ownership (%)	Holding Value (SAR)	Ownership (%)	Δ Holding Value (SAR)	Δ Ownership (%)
Institutional	1,543,021,111,910	87.47%	1,475,767,551,956	87.70%	-67,253,559,954	0.23%
Non-Institutional	220,970,342,069	12.53%	206,985,288,413	12.30%	-13,985,053,656	-0.23%
Grand Total	1,763,991,453,978	100.00%	1,682,752,840,369	100.00%	-81,238,613,610	

Definitions


Institutional:

Refers to investors with institutional behavior including GREs, Saudi Corporates, Saudi Mutual Funds, Saudi and Non-Saudi DPMs, Saudi Individual Professional Investors (IPI), SWAP Holders, Foreign Strategic Partners and Qualified Foreign Investors (QFI).

Non Institutional:

Refers to investors with non-institutional behavior including Saudi Retail Investors, Saudi High Net Worth Investors (HNWI), GCC Individuals and Foreign Residents.

Nomu-Parallel Market - Highlights




The total value of shares traded for the month ending 31 July 2017 amounted to SAR 109.71 million, increasing by 59.11% over the previous month; while total stock market capitalization reached SAR 2,508.69 million at the end of this period, increasing by 6.64% over the previous month.

- ▶ The total value of shares purchased by “Saudi Investors” during this period amounted to SAR 105.69 million representing 96.34% of total buying activity, and sales of SAR 105.68 million representing 96.32% of total selling activity. Total ownership of “Saudi Investors” stood at 99.12% of total market capitalization as of 31 July 2017, representing an increase of 0.10% from the previous month.
- ▶ The total value of shares purchased by “GCC Investors” during this period amounted to SAR 1.71 million representing 1.56% of total buying activity, and sales of SAR 0.26 million representing 0.24% of total selling activity. Total ownership of “GCC Investors” stood at 0.62% of total market capitalization as of 31 July 2017, representing a decrease of 0.03% from the previous month.
- ▶ The total value of shares purchased by “Foreign Investors” during this period amounted to SAR 2.30 million representing 2.10% of total buying activity, and sales of SAR 3.77 million representing 3.44% of total selling activity. Total ownership of “Foreign Investors” stood at 0.26% of total market capitalization as of 31 July 2017 representing a decrease of 0.07% from the previous month.



Nomu-Parallel Market - Value Traded & Ownership Breakdown



Monthly Report – Nomu-Parallel Market

Value Traded (by Nationality, Investor Type, & Classification)

Nomu-Parallel Market Value Traded Breakdown - By Nationality and Investor Type							
Nationality	Investor Type	Buy		Sell		Net Value Traded	
		SAR	% of Total Buys	SAR	% of Total Sells	SAR (Buy - Sell)	Difference (% Buy - % Sell)
Saudi	Individuals	97,141,814	88.55%	88,644,067	80.80%	8,497,747	7.75%
	Corporates	3,977,640	3.63%	11,437,133	10.43%	-7,459,494	-6.80%
	Institution	4,572,161	4.17%	5,593,855	5.10%	-1,021,694	-0.93%
	Total Saudi Investors	105,691,615	96.34%	105,675,055	96.32%	16,560	0.02%
GCC	Individuals	0	0.00%	0	0.00%	0	0.00%
	Institutions	1,712,983	1.56%	262,700	0.24%	1,450,283	1.32%
	Total GCC Investors	1,712,983	1.56%	262,700	0.24%	1,450,283	1.32%
Foreign	SWAP Holders	0	0.00%	0	0.00%	0	0.00%
	Foreign Residents	1,924,021	1.75%	3,770,588	3.44%	-1,846,567	-1.68%
	QFIs	379,724	0.35%	0	0.00%	379,724	0.35%
	Total Foreign Investors	2,303,745	2.10%	3,770,588	3.44%	-1,466,843	-1.34%
Grand Total		109,708,343	100.00%	109,708,343	100.00%		

Nomu-Parallel Market Value Traded Breakdown - By Investor Classification						
Investor Classification	Buy		Sell		Net Value Traded	
	SAR	% of Total Buys	SAR	% of Total Sells	SAR (Buy - Sell)	Difference (% Buy - % Sell)
Institutional	10,642,508	9.70%	17,293,688	15.76%	-6,651,180	-6.06%
Non-Institutional	99,065,835	90.30%	92,414,655	84.24%	6,651,180	6.06%
Grand Total	109,708,343	100.00%	109,708,343	100.00%		

Institutional:

Refers to investors with institutional behavior including Saudi Corporates and Institutions (GREs & Mutual Funds), GCC Institutions (GREs, Corporate & Mutual Funds), SWAP Holders, and Qualified Foreign Investors (QFI).

Non Institutional:

Refers to investors with non-institutional behavior including Qualified Saudi and GCC Individuals and Qualified Foreign Residents.

Monthly Report – Nomu-Parallel Market

Ownership Value (by Nationality, Investor Type, & Classification)

Nomu-Parallel Market Ownership Breakdown - By Nationality and Investor Type							
Nationality	Investor Type	As of 22 June 2017		As of 31 July 2017		Monthly Change	
		Holding Value (SAR)	Ownership (%)	Holding Value (SAR)	Ownership (%)	Δ Holding Value (SAR)	Δ Ownership (%)
Saudi	Individuals	2,040,857,455	86.76%	2,201,945,466	87.77%	161,088,011	1.02%
	Corporates	158,362,327	6.73%	141,149,800	5.63%	-17,212,527	-1.11%
	Institution	130,184,974	5.53%	143,585,028	5.72%	13,400,054	0.19%
	Total Saudi Investors	2,329,404,755	99.02%	2,486,680,294	99.12%	157,275,538	0.10%
GCC	Individuals	33,209	0.00%	30,420	0.00%	-2,789	0.00%
	Institutions	15,357,572	0.65%	15,541,312	0.62%	183,740	-0.03%
	Total GCC Investors	15,390,780	0.65%	15,571,732	0.62%	180,952	-0.03%
Foreign	SWAP Holders	241,070	0.01%	233,733	0.01%	-7,337	0.00%
	Foreign Residents	6,580,894	0.28%	4,985,145	0.20%	-1,595,750	-0.08%
	QFIs	770,000	0.03%	1,219,896	0.05%	449,896	0.02%
	Total Foreign Investors	7,591,964	0.32%	6,438,774	0.26%	-1,153,190	-0.07%
Grand Total		2,352,387,500	100.00%	2,508,690,800	100.00%	156,303,300	

Nomu-Parallel Market Ownership Breakdown - By Investor Classification							
Investor Classification	As of 22 June 2017		As of 31 July 2017		Monthly Change		
	Holding Value (SAR)	Ownership (%)	Holding Value (SAR)	Ownership (%)	Δ Holding Value (SAR)	Δ Ownership (%)	
Institutional	304,915,943	12.96%	301,729,769	12.03%	-3,186,173	-0.93%	
Non-Institutional	2,047,471,557	87.04%	2,206,961,031	87.97%	159,489,473	0.93%	
Grand Total	2,352,387,500	100.00%	2,508,690,800	100.00%	156,303,300		

Institutional:

Refers to investors with institutional behavior including Saudi Corporates and Institutions (GREs & Mutual Funds), GCC Institutions (GREs, Corporate & Mutual Funds), SWAP Holders, and Qualified Foreign Investors (QFI).

Non Institutional:

Refers to investors with non-institutional behavior including Qualified Saudi and GCC Individuals and Qualified Foreign Residents.

السوق المالية السعودية
Saudi Stock Exchange

تداول
Tadawul

Thank you

