


Weekly Stock Market Ownership and Trading Activity Report

Market Reports

Week Ending 07 November 2019



Definitions



Monthly Stock Market Ownership and Trading Activity Report

Definitions


Nationality	Investor Type	Description
Saudi	Individuals*	Saudi Individuals have been classified under 4 categories as defined below:
	- Retail	Retail investors are Saudi individuals , excluding IPIs (see below) and HNWIs.
	- High Net Worth Investors (HNWIs)	HNWIs are Saudi individuals who have had an average portfolio size of SAR 1m (and above) for the preceding 12 months, excluding IPIs (see below).
	- Individual Professional Investors (IPIs)	IPIs are Saudi individuals who have had an average portfolio size of SAR 50m (and above) for the preceding 12 months and a portfolio turnover ratio of not more than 4 times annually.
	- Individual DPMs	Saudi individual investment account in which the manager (Authorized Person) makes the buy/sell decisions for its client without referring to the account owner (based on to the agreed terms between them).
	Institutions	Saudi Institutions have been classified under 4 categories as defined below:
	- Corporates	Saudi company with a commercial registration permitting its investment in the stock market .
	- Mutual Funds	A mutual fund managed by an Authorized Person and licensed by the CMA.
	- Government Related Entities (GREs)	A Government entity or a supranational authority recognized by the CMA.
- Institutional DPMs	Saudi institutional investment account in which the manager (Authorized Person) makes the buy/sell decisions for its client without referring to the account owner (based on to the agreed terms between them).	
GCC	Individuals*	GCC natural person
	Institutions	GCC legal person with a commercial registration certificate (corporate or mutual fund), in addition to GCC government entities.
	GCC DPMs	GCC investment account (institutional or individual) in which the manager (Authorized Person) makes the buy/sell decisions for its client without referring to the account owner (based on to the agreed terms between them).
Foreign	SWAP Holders	Authorized Person with the permission to enter into SWAP agreements to transfer the economic benefits of its ownership of shares in Saudi companies listed on the Saudi Stock Exchange to its non-resident foreign clients.
	Foreign Residents & Others	Investors with a valid residency permit (Iqama) and others (excluding SWAP, QFIs, DPM & Strategic Investors).
	QFIs	Qualified Foreign Institutional investors registered with the CMA in accordance with the QFI Rules, to invest in shares listed on the Saudi Stock Exchange.
	Foreign DPMs	Foreign resident investment account in which the manager (Authorized Person) makes the buy/sell decisions for its client without referring to the account owner (based on to the agreed terms between them).
	Strategic Investors	A foreign legal entity that aims to own a strategic shareholding in listed companies.

*Nomu-Parallel Market Individual Investors

Individuals who fulfill any of the following:

- Conducted transactions not less than SAR 40m, and not less than 10 transaction in each quarter during last 12 months.
- Have an average portfolio size of SAR 5m for the preceding 12 months
- Worked for at least 3 years in financial sectors.
- Hold General Securities Qualification Certificate which is recognized by the Authority.
- Holds professional certificate that is related to securities business and accredited by an internationally recognized entity

Main Market - Value Traded & Ownership Breakdown



Weekly Report - Main Market

Value Traded (by Nationality and Investor Type)

Main Market Value Traded Breakdown - By Nationality and Investor Type

Nationality	Investor Type	Buy		Sell		Net Value Traded		
		SAR	% of Total Buys	SAR	% of Total Sells	SAR (Buy - Sell)	Difference (% Buy - % Sell)	
Saudi	Individuals:							
	Retail	5,033,558,905	41.96%	5,699,397,249	47.51%	-665,838,344	-5.55%	
	HNWIs	2,872,788,381	23.95%	3,179,640,314	26.51%	-306,851,933	-2.56%	
	IPIs	380,351,359	3.17%	536,676,228	4.47%	-156,324,869	-1.30%	
	Individual DPMs	190,211,479	1.59%	145,385,554	1.21%	44,825,925	0.37%	
	Sub Total (Individuals)	8,476,910,124	70.67%	9,561,099,345	79.71%	-1,084,189,221	-9.04%	
	Institutions:							
	Corporates	1,030,370,641	8.59%	547,670,968	4.57%	482,699,673	4.02%	
	Mutual Funds	627,789,299	5.23%	556,213,954	4.64%	71,575,345	0.60%	
	GRE's	3,370,009	0.03%	277,581	0.00%	3,092,428	0.03%	
	Institution DPMs	228,909,751	1.91%	242,132,070	2.02%	-13,222,319	-0.11%	
	Sub Total (Institutions)	1,890,439,701	15.76%	1,346,294,573	11.22%	544,145,128	4.54%	
	Total Saudi Investors	10,367,349,824	86.43%	10,907,393,918	90.93%	-540,044,093	-4.50%	
GCC	Individuals	12,660,198	0.11%	14,810,099	0.12%	-2,149,901	-0.02%	
	Institutions	135,701,278	1.13%	330,037,288	2.75%	-194,336,010	-1.62%	
	GCC DPMs	591,323	0.00%	335,993	0.00%	255,330	0.00%	
	Total GCC Investors	148,952,799	1.24%	345,183,380	2.88%	-196,230,581	-1.64%	
Foreign	SWAP Holders	28,918,316	0.24%	22,699,177	0.19%	6,219,139	0.05%	
	Foreign Residents & Others	142,608,882	1.19%	155,313,844	1.29%	-12,704,962	-0.11%	
	QFIs	1,307,531,210	10.90%	564,856,161	4.71%	742,675,049	6.19%	
	Foreign DPMs	85,448	0.00%	0	0.00%	85,448	0.00%	
	Strategic Investor	0	0.00%	0	0.00%	0	0.00%	
	Total Foreign Investors	1,479,143,856	12.33%	742,869,182	6.19%	736,274,674	6.14%	
Grand Total		11,995,446,479	100.00%	11,995,446,479	100.00%			

Weekly Report - Main Market

Value Traded (by Investor Classification)

Main Market Value Traded Breakdown - By Investor Classification						
Investor Classification	Buy		Sell		Net Value Traded	
	SAR	% of Total Buys	SAR	% of Total Sells	SAR (Buy - Sell)	Difference (% Buy - % Sell)
Institutional	3,933,830,113	32.79%	2,946,284,973	24.56%	987,545,140	8.23%
Non-Institutional	8,061,616,366	67.21%	9,049,161,506	75.44%	-987,545,140	-8.23%
Grand Total	11,995,446,479	100.00%	11,995,446,479	100.00%		

Definitions

Institutional:

Refers to investors with institutional behavior including GREs, Saudi Corporates, Saudi Mutual Funds, Saudi and Non-Saudi DPMs, Saudi Individual Professional Investors (IPI), SWAP Holders, Foreign Strategic Partners and Qualified Foreign Investors (QFI).

Non Institutional:

Refers to investors with non-institutional behavior including Saudi Retail Investors, Saudi High Net Worth Investors (HNWI), GCC Individuals and Foreign Residents.

Weekly Report - Main Market

Ownership Value (by Nationality and Investor Type)

Main Market Ownership Breakdown - By Nationality and Investor Type							
Nationality	Investor Type	As of 31 October 2019		As of 07 November 2019		Weekly Change	
		Holding Value (SAR)	Ownership (%)	Holding Value (SAR)	Ownership (%)	Δ Holding Value (SAR)	Δ Ownership (%)
Saudi	Individuals:						
	Retail	68,764,353,933	3.78%	70,540,757,148	3.84%	1,776,403,215	0.06%
	HNWIs	140,715,009,536	7.74%	141,369,306,237	7.69%	654,296,701	-0.05%
	IPIs	255,453,102,057	14.05%	256,947,515,566	13.98%	1,494,413,509	-0.07%
	Individual DPMs	4,352,254,135	0.24%	4,412,231,561	0.24%	59,977,427	0.00%
	Sub Total (Individuals)	469,284,719,661	25.80%	473,269,810,512	25.75%	3,985,090,851	-0.05%
	Institutions:						
	Corporates	323,954,667,577	17.81%	324,565,717,311	17.66%	611,049,735	-0.15%
	Mutual Funds	185,315,023,900	10.19%	192,496,740,159	10.47%	7,181,716,260	0.28%
	GRE's	611,827,949,789	33.64%	623,651,299,109	33.93%	11,823,349,320	0.29%
	Institution DPMs	29,986,510,532	1.65%	24,422,901,653	1.33%	-5,563,608,879	-0.32%
Sub Total (Institutions)	1,151,084,151,797	63.29%	1,165,136,658,233	63.39%	14,052,506,435	0.10%	
Total Saudi Investors	1,620,368,871,459	89.09%	1,638,406,468,745	89.13%	18,037,597,286	0.04%	
GCC	Individuals	2,288,921,442	0.13%	2,304,624,242	0.13%	15,702,799	0.00%
	Institutions	31,162,479,879	1.71%	30,769,217,747	1.67%	-393,262,132	-0.04%
	GCC DPMs	550,395,020	0.03%	550,849,616	0.03%	454,597	0.00%
	Total GCC Investors	34,001,796,341	1.87%	33,624,691,605	1.83%	-377,104,736	-0.04%
Foreign	SWAP Holders	3,036,302,814	0.17%	3,048,252,720	0.17%	11,949,906	0.00%
	Foreign Residents & Others	15,783,337,536	0.87%	15,869,282,446	0.86%	85,944,910	0.00%
	QFIs	105,217,890,542	5.79%	107,185,765,138	5.83%	1,967,874,596	0.05%
	Foreign DPMs	16,119,306	0.00%	16,482,059	0.00%	362,753	0.00%
	Strategic Investor	40,341,270,636	2.22%	39,971,952,498	2.17%	-369,318,138	-0.04%
	Total Foreign Investors	164,394,920,835	9.04%	166,091,734,862	9.04%	1,696,814,026	0.00%
Grand Total		1,818,765,588,635	100.00%	1,838,122,895,211	100.00%	19,357,306,576	

* Non deposited shares for Saudi Arabian Mining Co. 1211(Corporate Action, Capital Increase-Debts Conversion) was not reflected on 07 November

Weekly Report - Main Market

Ownership Value (by Investor Classification)

Main Market Ownership Breakdown - By Investor Classification

Investor Classification	As of 31 October 2019		As of 07 November 2019		Weekly Change	
	Holding Value (SAR)	Ownership (%)	Holding Value (SAR)	Ownership (%)	Δ Holding Value (SAR)	Δ Ownership (%)
Institutional	1,601,414,226,695	88.05%	1,618,381,645,718	88.05%	16,967,419,024	0.00%
Non-Institutional	217,351,361,941	11.95%	219,741,249,493	11.95%	2,389,887,552	0.00%
Grand Total	1,818,765,588,635	100.00%	1,838,122,895,211	100.00%	19,357,306,576	

Definitions


Institutional:

Refers to investors with institutional behavior including GREs, Saudi Corporates, Saudi Mutual Funds, Saudi and Non-Saudi DPMs, Saudi Individual Professional Investors (IPI), SWAP Holders, Foreign Strategic Partners and Qualified Foreign Investors (QFI).

Non Institutional:

Refers to investors with non-institutional behavior including Saudi Retail Investors, Saudi High Net Worth Investors (HNWI), GCC Individuals and Foreign Residents.

Nomu-Parallel Market - Value Traded & Ownership Breakdown



Weekly Report – Nomu-Parallel Market

Value Traded (by Nationality, Investor Type, & Classification)

Nomu-Parallel Market Value Traded Breakdown - By Nationality and Investor Type

Nationality	Investor Type	Buy		Sell		Net Value Traded	
		SAR	% of Total Buys	SAR	% of Total Sells	SAR (Buy - Sell)	Difference (% Buy - % Sell)
Saudi	Individuals	180,497,216	92.57%	153,914,534	78.93%	26,582,681	13.63%
	Corporates	4,482,545	2.30%	11,657,720	5.98%	-7,175,175	-3.68%
	Institution	5,797,626	2.97%	1,733,477	0.89%	4,064,149	2.08%
	Total Saudi Investors	190,777,387	97.84%	167,305,731	85.80%	23,471,656	12.04%
GCC	Individuals	0	0.00%	0	0.00%	0	0.00%
	Institutions	0	0.00%	11,408,239	5.85%	-11,408,239	-5.85%
	Total GCC Investors	0	0.00%	11,408,239	5.85%	-11,408,239	-5.85%
Foreign	SWAP Holders	0	0.00%	0	0.00%	0	0.00%
	Foreign Residents	3,922,730	2.01%	2,833,937	1.45%	1,088,793	0.56%
	QFIs	292,659	0.15%	13,444,869	6.90%	-13,152,210	-6.74%
	Total Foreign Investors	4,215,389	2.16%	16,278,806	8.35%	-12,063,417	-6.19%
Grand Total		194,992,776	100.00%	194,992,776	100.00%		

Nomu-Parallel Market Value Traded Breakdown - By Investor Classification

Investor Classification	Buy		Sell		Net Value Traded	
	SAR	% of Total Buys	SAR	% of Total Sells	SAR (Buy - Sell)	Difference (% Buy - % Sell)
Institutional	10,572,830	5.42%	38,244,305	19.61%	-27,671,475	-14.19%
Non-Institutional	184,419,946	94.58%	156,748,471	80.39%	27,671,475	14.19%
Grand Total	194,992,776	100.00%	194,992,776	100.00%		

Institutional:

Refers to investors with institutional behavior including Saudi Corporates and Institutions (GREs & Mutual Funds), GCC Institutions (GREs, Corporate & Mutual Funds), SWAP Holders, and Qualified Foreign Investors (QFI).

Non Institutional:

Refers to investors with non-institutional behavior including Qualified Saudi and GCC Individuals and Qualified Foreign Residents.

Ownership Value (by Nationality, Investor Type, & Classification)

Nomu-Parallel Market Ownership Breakdown - By Nationality and Investor Type							
Nationality	Investor Type	As of 31 October 2019		As of 07 November 2019		Weekly Change	
		Holding Value (SAR)	Ownership (%)	Holding Value (SAR)	Ownership (%)	Δ Holding Value (SAR)	Δ Ownership (%)
Saudi	Individuals	3,378,385,470	92.99%	3,801,636,860	93.38%	423,251,390	0.39%
	Corporates	170,494,709	4.69%	194,600,506	4.78%	24,105,797	0.09%
	Institution	50,780,845	1.40%	55,802,034	1.37%	5,021,189	-0.03%
	Total Saudi Investors	3,599,661,024	99.08%	4,052,039,401	99.53%	452,378,377	0.45%
GCC	Individuals	0	0.00%	0	0.00%	0	0.00%
	Institutions	12,106,931	0.33%	0	0.00%	-12,106,931	-0.33%
	Total GCC Investors	12,106,931	0.33%	0	0.00%	-12,106,931	-0.33%
Foreign	SWAP Holders	182,450	0.01%	258,298	0.01%	75,848	0.00%
	Foreign Residents	7,744,224	0.21%	10,459,639	0.26%	2,715,415	0.04%
	QFIs	13,396,090	0.37%	8,486,412	0.21%	-4,909,679	-0.16%
	Total Foreign Investors	21,322,765	0.59%	19,204,349	0.47%	-2,118,415	-0.12%
Grand Total		3,633,090,720	100.00%	4,071,243,750	100.00%	438,153,030	

Nomu-Parallel Market Ownership Breakdown - By Investor Classification						
Investor Classification	As of 31 October 2019		As of 07 November 2019		Weekly Change	
	Holding Value (SAR)	Ownership (%)	Holding Value (SAR)	Ownership (%)	Δ Holding Value (SAR)	Δ Ownership (%)
Institutional	246,961,025	6.80%	259,147,250	6.37%	12,186,225	-0.43%
Non-Institutional	3,386,129,695	93.20%	3,812,096,500	93.63%	425,966,805	0.43%
Grand Total	3,633,090,720	100.00%	4,071,243,750	100.00%	438,153,030	

Institutional:

Refers to investors with institutional behavior including Saudi Corporates and Institutions (GREs & Mutual Funds), GCC Institutions (GREs, Corporate & Mutual Funds), SWAP Holders, and Qualified Foreign Investors (QFI).

Non Institutional:

Refers to investors with non-institutional behavior including Qualified Saudi and GCC Individuals and Qualified Foreign Residents.

السوق المالية السعودية
Saudi Stock Exchange

تداول
Tadawul

Thank you

