


Monthly Stock Market Ownership and Trading Activity Report

Market Reports

Month Ending 29 September 2016



Definitions




Monthly Stock Market Ownership and Trading Activity Report

Definitions

Nationality	Investor Type	Description
Saudi	Individuals	Saudi Individuals have been classified under 4 categories as defined below:
	- Retail	Retail investors are Saudi individuals , excluding IPIs (see below) and HNWIs.
	- High Net Worth Investors (HNWIs)	HNWIs are Saudi individuals who have had an average portfolio size of SAR 1m (and above) for the preceding 12 months, excluding IPIs (see below).
	- Individual Professional Investors (IPIs)	IPIs are Saudi individuals who have had an average portfolio size of SAR 50m (and above) for the preceding 12 months and a portfolio turnover ratio of not more than 4 times annually.
	- Individual DPMs	Saudi individual investment account in which the manager (Authorized Person) makes the buy/sell decisions for its client without referring to the account owner (based on to the agreed terms between them).
	Institutions	Saudi Institutions have been classified under 4 categories as defined below:
	- Corporates	Saudi company with a commercial registration permitting its investment in the stock market .
	- Mutual Funds	A mutual fund managed by an Authorized Person and licensed by the CMA.
	- Government Related Entities (GREs)	A Government entity or a supranational authority recognized by the CMA.
- Institutional DPMs	Saudi institutional investment account in which the manager (Authorized Person) makes the buy/sell decisions for its client without referring to the account owner (based on to the agreed terms between them).	
GCC	Individuals	GCC natural person
	Institutions	GCC legal person with a commercial registration certificate (corporate or mutual fund), in addition to GCC government entities.
	GCC DPMs	GCC investment account (institutional or individual) in which the manager (Authorized Person) makes the buy/sell decisions for its client without referring to the account owner (based on to the agreed terms between them).
Foreign	SWAP Holders	Authorized Person with the permission to enter into SWAP agreements to transfer the economic benefits of its ownership of shares in Saudi companies listed on the Saudi Stock Exchange to its non-resident foreign clients.
	Foreign Residents	Foreign investors domiciled in the Kingdom with a valid residency permit (Iqama) (excluding GCC nationals).
	QFIs	Qualified Foreign Institutional investors registered with the CMA in accordance with the QFI Rules, to invest in shares listed on the Saudi Stock Exchange.
	Foreign DPMs	Foreign resident investment account in which the manager (Authorized Person) makes the buy/sell decisions for its client without referring to the account owner (based on to the agreed terms between them).
	Strategic Partners	Foreign investors considered founders and partners of Saudi listed companies.

Highlights



Monthly Stock Market Ownership and Trading Activity Report

Highlights


The total value of shares traded for the Month ending 29 September 2016 amounted to SAR 41.74 billion, decreasing by 38.60% over the previous month; while total stock market capitalization reached SAR 1,324.65* billion at the end of this period, decreasing by 6.63% over the previous month.

- The total value of shares purchased by “Saudi Investors” during this period amounted to SAR 39.02 billion representing 93.50% of total buying activity, and sales of SAR 39.37 billion representing 94.32% of total selling activity. Total ownership of “Saudi Investors” stood at 93.45% of total market capitalization as of 29 September 2016, representing a decrease of 0.06% from the previous month.
- The total value of shares purchased by “GCC Investors” during this period amounted to SAR 1.074 billion representing 2.57% of total buying activity, and sales of SAR 0.844 billion representing 2.02% of total selling activity. Total ownership of “GCC Investors” stood at 2.40% of total market capitalization as of 29 September 2016, representing a decrease of 0.05% from the previous month.
- The total value of shares purchased by “Foreign Investors” during this period amounted to SAR 1.639 billion representing 3.93% of total buying activity, and sales of SAR 1.525 billion representing 3.66% of total selling activity. Total ownership of “Foreign Investors” stood at 4.15% of total market capitalization as of 29 September 2016, representing an increase of 0.11% from the previous month.



* Non Deposited Tradable Rights amount of 715,200,000 SAR was not reflected as on 29 September holding value

Stock Market Value Traded Breakdown



Monthly Stock Market Ownership and Trading Activity Report

Value Traded (by Nationality and Investor Type)

Stock Market Traded Value Breakdown - By Nationality and Investor Type							
Nationality	Investor Type	Buy		Sell		Net Value Traded	
		SAR	% of Total Buys	SAR	% of Total Sells	SAR (Buy - Sell)	Difference (% Buy - % Sell)
Saudi	Individuals:						
	Retail	14,277,264,476	34.21%	19,157,319,511	45.90%	-4,880,055,035	-11.69%
	HNWIs	14,494,215,109	34.73%	15,207,705,875	36.44%	-713,490,766	-1.71%
	IPIs	1,172,864,342	2.81%	1,440,482,547	3.45%	-267,618,205	-0.64%
	Individual DPMs	498,789,626	1.20%	563,491,232	1.35%	-64,701,606	-0.16%
	Sub Total (Individuals)	30,443,133,554	72.94%	36,368,999,166	87.14%	-5,925,865,612	-14.20%
	Institutions:						
	Corporates	5,371,158,445	12.87%	810,247,934	1.94%	4,560,910,511	10.93%
	Mutual Funds	1,899,558,846	4.55%	1,256,994,233	3.01%	642,564,612	1.54%
	GRE's	320,701,086	0.77%	10,512,902	0.03%	310,188,184	0.74%
	Institution DPMs	988,294,208	2.37%	919,995,864	2.20%	68,298,344	0.16%
	Sub Total (Institutions)	8,579,712,584	20.56%	2,997,750,933	7.18%	5,581,961,652	13.37%
	Total Saudi Investors	39,022,846,138	93.50%	39,366,750,098	94.32%	-343,903,960	-0.82%
GCC	Individuals	158,264,420	0.38%	105,164,590	0.25%	53,099,830	0.13%
	Institutions	908,791,532	2.18%	734,922,514	1.76%	173,869,018	0.42%
	GCC DPMs	7,016,774	0.02%	3,478,153	0.01%	3,538,621	0.01%
	Total GCC Investors	1,074,072,727	2.57%	843,565,258	2.02%	230,507,469	0.55%
Foreign	SWAP Holders	1,011,039,902	2.42%	667,676,018	1.60%	343,363,884	0.82%
	Foreign Residents	562,053,221	1.35%	692,825,396	1.66%	-130,772,175	-0.31%
	QFIs	65,535,840	0.16%	164,975,445	0.40%	-99,439,605	-0.24%
	Foreign DPMs	244,388	0.00%	0	0.00%	244,388	0.00%
	Strategic Partners	0	0.00%	0	0.00%	0	0.00%
	Total Foreign Investors	1,638,873,351	3.93%	1,525,476,859	3.66%	113,396,491	0.27%
Grand Total		41,735,792,215	100.00%	41,735,792,215	100.00%		

Monthly Stock Market Ownership and Trading Activity Report

Value Traded (by Investor Classification)

Stock Market Traded Value Breakdown - By Investor Classification

Investor Classification	Buy		Sell		Net Value Traded	
	SAR	% of Total Buys	SAR	% of Total Sells	SAR (Buy - Sell)	Difference (% Buy - % Sell)
Institutional	12,243,994,989	29.34%	6,572,776,843	15.75%	5,671,218,146	13.59%
Non-Institutional	29,491,797,226	70.66%	35,163,015,372	84.25%	-5,671,218,146	-13.59%
Grand Total	41,735,792,215	100.00%	41,735,792,215	100.00%		

Definitions


Institutional:

Refers to investors with institutional behavior including GREs, Saudi Corporates, Saudi Mutual Funds, Saudi and Non-Saudi DPMs, Saudi Individual Professional Investors (IPI), SWAP Holders, Foreign Strategic Partners and Qualified Foreign Investors (QFI).

Non Institutional:

Refers to investors with non-institutional behavior including Saudi Retail Investors, Saudi High Net Worth Investors (HNWI), GCC Individuals and Foreign Residents.

Stock Market Ownership Breakdown



Monthly Stock Market Ownership and Trading Activity Report

Ownership Value (by Nationality and Investor Type)

Stock Market Ownership Breakdown - By Nationality and Investor Type

Nationality	Investor Type	As of 31 August 2016		As of 29 September 2016*		Monthly Change	
		Holding Value (SAR)	Ownership (%)	Holding Value (SAR)	Ownership (%)	Δ Holding Value (SAR)	Δ Ownership (%)
Saudi	Individuals:						
	Retail	68,806,641,814	4.85%	62,229,837,051	4.70%	-6,576,804,762	-0.15%
	HNWIs	122,419,452,370	8.63%	112,222,962,605	8.47%	-10,196,489,765	-0.16%
	IPIs	235,910,000,517	16.63%	219,247,030,966	16.55%	-16,662,969,551	-0.08%
	Individual DPMs	4,407,859,816	0.31%	4,026,787,147	0.30%	-381,072,669	-0.01%
	Sub Total (Individuals)	431,543,954,517	30.42%	397,726,617,770	30.02%	-33,817,336,747	-0.39%
	Institutions:						
	Corporates	250,805,628,874	17.68%	231,926,169,273	17.51%	-18,879,459,601	-0.17%
	Mutual Funds	43,279,630,246	3.05%	40,030,764,016	3.02%	-3,248,866,230	-0.03%
	GRE's	561,341,876,488	39.57%	531,138,391,846	40.10%	-30,203,484,642	0.53%
	Institution DPMs	39,674,701,359	2.80%	37,087,313,191	2.80%	-2,587,388,168	0.00%
Sub Total (Institutions)	895,101,836,967	63.10%	840,182,638,327	63.43%	-54,919,198,640	0.33%	
Total Saudi Investors	1,326,645,791,484	93.51%	1,237,909,256,097	93.45%	-88,736,535,387	-0.06%	
GCC	Individuals	2,681,849,194	0.19%	2,556,147,138	0.19%	-125,702,055	0.00%
	Institutions	31,364,781,206	2.21%	28,656,517,848	2.16%	-2,708,263,359	-0.05%
	GCC DPMs	613,291,062	0.04%	548,745,759	0.04%	-64,545,303	0.00%
	Total GCC Investors	34,659,921,462	2.44%	31,761,410,745	2.40%	-2,898,510,717	-0.05%
Foreign	SWAP Holders	12,946,800,628	0.91%	12,339,076,719	0.93%	-607,723,909	0.02%
	Foreign Residents	4,035,600,153	0.28%	3,704,779,780	0.28%	-330,820,372	0.00%
	QFIs	1,301,225,071	0.09%	1,112,535,494	0.08%	-188,689,577	-0.01%
	Foreign DPMs	10,990,505	0.00%	10,348,591	0.00%	-641,914	0.00%
	Strategic Partners	39,045,970,063	2.75%	37,815,162,500	2.85%	-1,230,807,563	0.10%
Total Foreign Investors	57,340,586,420	4.04%	54,981,903,084	4.15%	-2,358,683,336	0.11%	
Grand Total		1,418,646,299,366	100.00%	1,324,652,569,926	100.00%	-93,993,729,440	

* Non Deposited Tradable Rights amount of 715,200,000 SAR was not reflected as on 29 September holding value

Monthly Stock Market Ownership and Trading Activity Report

Ownership Value (by Investor Classification)

Stock Market Ownership Breakdown - By Investor Classification

Investor Classification	As of 31 August 2016		As of 29 September 2016*		Monthly Change	
	Holding Value (SAR)	Ownership (%)	Holding Value (SAR)	Ownership (%)	Δ Holding Value (SAR)	Δ Ownership (%)
Institutional	1,220,702,755,836	86.05%	1,143,938,843,351	86.36%	-76,763,912,485	0.31%
Non-Institutional	197,943,543,530	13.95%	180,713,726,575	13.64%	-17,229,816,955	-0.31%
Grand Total	1,418,646,299,366	100.00%	1,324,652,569,926	100.00%	-93,993,729,440	

Definitions

Institutional:

Refers to investors with institutional behavior including GREs, Saudi Corporates, Saudi Mutual Funds, Saudi and Non-Saudi DPMs, Saudi Individual Professional Investors (IPI), SWAP Holders, Foreign Strategic Partners and Qualified Foreign Investors (QFI).

Non Institutional:

Refers to investors with non-institutional behavior including Saudi Retail Investors, Saudi High Net Worth Investors (HNWI), GCC Individuals and Foreign Residents.

السوق المالية السعودية
Saudi Stock Exchange

تداول
Tadawul

Thank you

