


Monthly Stock Market Ownership and Trading Activity Report

Market Reports

Month Ending 31 May 2018



Definitions



Monthly Stock Market Ownership and Trading Activity Report

Definitions


Nationality	Investor Type	Description
Saudi	Individuals*	Saudi Individuals have been classified under 4 categories as defined below:
	- Retail	Retail investors are Saudi individuals , excluding IPIs (see below) and HNWIs .
	- High Net Worth Investors (HNWIs)	HNWIs are Saudi individuals who have had an average portfolio size of SAR 1m (and above) for the preceding 12 months, excluding IPIs (see below).
	- Individual Professional Investors (IPIs)	IPIs are Saudi individuals who have had an average portfolio size of SAR 50m (and above) for the preceding 12 months and a portfolio turnover ratio of not more than 4 times annually.
	- Individual DPMs	Saudi individual investment account in which the manager (Authorized Person) makes the buy/sell decisions for its client without referring to the account owner (based on to the agreed terms between them).
	Institutions	Saudi Institutions have been classified under 4 categories as defined below:
	- Corporates	Saudi company with a commercial registration permitting its investment in the stock market .
	- Mutual Funds	A mutual fund managed by an Authorized Person and licensed by the CMA.
GCC	- Government Related Entities (GREs)	A Government entity or a supranational authority recognized by the CMA.
	- Institutional DPMs	Saudi institutional investment account in which the manager (Authorized Person) makes the buy/sell decisions for its client without referring to the account owner (based on to the agreed terms between them).
	Individuals*	GCC natural person
Foreign	Institutions	GCC legal person with a commercial registration certificate (corporate or mutual fund), in addition to GCC government entities.
	GCC DPMs	GCC investment account (institutional or individual) in which the manager (Authorized Person) makes the buy/sell decisions for its client without referring to the account owner (based on to the agreed terms between them).
	SWAP Holders	Authorized Person with the permission to enter into SWAP agreements to transfer the economic benefits of its ownership of shares in Saudi companies listed on the Saudi Stock Exchange to its non-resident foreign clients.
	Foreign Residents*	Foreign investors domiciled in the Kingdom with a valid residency permit (Iqama) (excluding GCC nationals).
	QFIs	Qualified Foreign Institutional investors registered with the CMA in accordance with the QFI Rules, to invest in shares listed on the Saudi Stock Exchange.
Foreign	Foreign DPMs	Foreign resident investment account in which the manager (Authorized Person) makes the buy/sell decisions for its client without referring to the account owner (based on to the agreed terms between them).
	Strategic Partners	Foreign investors considered founders and partners of Saudi listed companies.

*Nomu-Parallel
Market Individual
Investors

Individuals who fulfill any of the following:

- Conducted transactions not less than SAR 40m, and not less than 10 transaction in each quarter during last 12 months.
- Have an average portfolio size of SAR 10m for the preceding 12 months
- Hold General Securities Qualification Certificate which is recognized by the Authority.

Main Market - Highlights




The total value of shares traded for the month ending 31 May 2018 amounted to SAR 83.91 billion, decreasing by 22.29% over the previous month; while total stock market capitalization reached SAR 1,957.59 billion at the end of this period, increasing by 1.45% over the previous month.

- ▶ The total value of shares purchased by “Saudi Investors” during this period amounted to SAR 76.49 billion representing 91.16% of total buying activity, and sales of SAR 77.05 billion representing 91.83% of total selling activity. Total ownership of “Saudi Investors” stood at 93.01% of total market capitalization as of 31 May 2018, representing an increase of 0.19% from the previous month.
- ▶ The total value of shares purchased by “GCC Investors” during this period amounted to SAR 2.01 billion representing 2.39% of total buying activity, and sales of SAR 2.10 billion representing 2.51% of total selling activity. Total ownership of “GCC Investors” stood at 2.08% of total market capitalization as of 31 May 2018, representing a decrease of 0.06% from the previous month.
- ▶ The total value of shares purchased by “Foreign Investors” during this period amounted to SAR 5.41 billion representing 6.45% of total buying activity, and sales of SAR 4.75 billion representing 5.67% of total selling activity. Total ownership of “Foreign Investors” stood at 4.91% of total market capitalization as of 31 May 2018, representing a decrease of 0.13% from the previous month.



Main Market - Value Traded & Ownership Breakdown



Monthly Report - Main Market

Value Traded (by Nationality and Investor Type)

Main Market Value Traded Breakdown - By Nationality and Investor Type

Nationality	Investor Type	Buy		Sell		Net Value Traded	
		SAR	% of Total Buys	SAR	% of Total Sells	SAR (Buy - Sell)	Difference (% Buy - % Sell)
Saudi	Individuals:						
	Retail	29,735,218,361	35.44%	35,771,967,284	42.63%	-6,036,748,923	-7.19%
	HNWIs	28,466,387,631	33.93%	28,170,143,791	33.57%	296,243,840	0.35%
	IPIs	2,650,803,849	3.16%	5,587,578,323	6.66%	-2,936,774,474	-3.50%
	Individual DPMS	718,127,921	0.86%	756,858,508	0.90%	-38,730,587	-0.05%
	Sub Total (Individuals)	61,570,537,763	73.38%	70,286,547,906	83.77%	-8,716,010,143	-10.39%
	Institutions:						
	Corporates	10,219,920,737	12.18%	3,625,450,911	4.32%	6,594,469,826	7.86%
	Mutual Funds	3,646,300,935	4.35%	2,360,067,419	2.81%	1,286,233,516	1.53%
	GRE's	0	0.00%	0	0.00%	0	0.00%
	Institution DPMS	1,050,264,530	1.25%	776,086,826	0.92%	274,177,704	0.33%
	Sub Total (Institutions)	14,916,486,201	17.78%	6,761,605,156	8.06%	8,154,881,046	9.72%
	Total Saudi Investors	76,487,023,964	91.16%	77,048,153,062	91.83%	-561,129,098	-0.67%
GCC	Individuals	178,511,544	0.21%	269,539,336	0.32%	-91,027,792	-0.11%
	Institutions	1,821,199,925	2.17%	1,825,889,522	2.18%	-4,689,596	-0.01%
	GCC DPMS	7,696,222	0.01%	8,832,005	0.01%	-1,135,783	0.00%
	Total GCC Investors	2,007,407,691	2.39%	2,104,260,863	2.51%	-96,853,172	-0.12%
Foreign	SWAP Holders	1,711,467,792	2.04%	1,586,257,158	1.89%	125,210,634	0.15%
	Foreign Residents	849,314,117	1.01%	1,138,334,921	1.36%	-289,020,804	-0.34%
	QFIs	2,850,322,591	3.40%	2,028,706,270	2.42%	821,616,320	0.98%
	Foreign DPMS	377,618	0.00%	201,499	0.00%	176,119	0.00%
	Strategic Partners	0	0.00%	0	0.00%	0	0.00%
	Total Foreign Investors	5,411,482,117	6.45%	4,753,499,848	5.67%	657,982,269	0.78%
Grand Total		83,905,913,773	100.00%	83,905,913,773	100.00%		

Monthly Report - Main Market

Value Traded (by Investor Classification)

Main Market Value Traded Breakdown - By Investor Classification

Investor Classification	Buy		Sell		Net Value Traded	
	SAR	% of Total Buys	SAR	% of Total Sells	SAR (Buy - Sell)	Difference (% Buy - % Sell)
Institutional	24,676,482,119	29.41%	18,555,928,440	22.12%	6,120,553,679	7.29%
Non-Institutional	59,229,431,654	70.59%	65,349,985,332	77.88%	-6,120,553,679	-7.29%
Grand Total	83,905,913,773	100.00%	83,905,913,773	100.00%		

Definitions

Institutional:

Refers to investors with institutional behavior including GREs, Saudi Corporates, Saudi Mutual Funds, Saudi and Non-Saudi DPMs, Saudi Individual Professional Investors (IPI), SWAP Holders, Foreign Strategic Partners and Qualified Foreign Investors (QFI).

Non Institutional:

Refers to investors with non-institutional behavior including Saudi Retail Investors, Saudi High Net Worth Investors (HNWI), GCC Individuals and Foreign Residents.

Monthly Report - Main Market

Ownership Value (by Nationality and Investor Type)

Main Market Ownership Breakdown - By Nationality and Investor Type

Nationality	Investor Type	As of 30 April 2018		As of 31 May 2018		Monthly Change	
		Holding Value (SAR)	Ownership (%)	Holding Value (SAR)	Ownership (%)	Δ Holding Value (SAR)	Δ Ownership (%)
Saudi	Individuals:						
	Retail	78,458,780,933	4.07%	77,453,701,028	3.96%	-1,005,079,904	-0.11%
	HNWIs	153,233,595,974	7.94%	154,049,897,874	7.87%	816,301,900	-0.07%
	IPIs	273,188,549,799	14.16%	266,333,184,048	13.61%	-6,855,365,751	-0.55%
	Individual DPMs	5,164,944,514	0.27%	5,115,969,571	0.26%	-48,974,943	-0.01%
	Sub Total (Individuals)	510,045,871,219	26.43%	502,952,752,520	25.69%	-7,093,118,698	-0.74%
	Institutions:						
	Corporates	306,955,121,247	15.91%	297,045,670,977	15.17%	-9,909,450,270	-0.73%
	Mutual Funds	184,887,504,855	9.58%	179,871,189,612	9.19%	-5,016,315,243	-0.39%
	GRE's	729,871,340,794	37.83%	780,692,977,319	39.88%	50,821,636,525	2.05%
	Institution DPMs	59,173,957,521	3.07%	60,163,695,635	3.07%	989,738,115	0.01%
	Sub Total (Institutions)	1,280,887,924,417	66.38%	1,317,773,533,543	67.32%	36,885,609,126	0.93%
Total Saudi Investors	1,790,933,795,635	92.82%	1,820,726,286,063	93.01%	29,792,490,428	0.19%	
GCC	Individuals	3,243,543,828	0.17%	3,240,383,222	0.17%	-3,160,606	0.00%
	Institutions	37,452,621,767	1.94%	36,816,237,285	1.88%	-636,384,482	-0.06%
	GCC DPMs	647,085,782	0.03%	674,470,914	0.03%	27,385,132	0.00%
	Total GCC Investors	41,343,251,377	2.14%	40,731,091,420	2.08%	-612,159,957	-0.06%
Foreign	SWAP Holders	16,297,513,945	0.84%	15,896,972,360	0.81%	-400,541,585	-0.03%
	Foreign Residents	4,394,259,127	0.23%	4,134,436,945	0.21%	-259,822,181	-0.02%
	QFIs	17,454,816,885	0.90%	18,129,715,976	0.93%	674,899,092	0.02%
	Foreign DPMs	8,549,703	0.00%	8,838,233	0.00%	288,530	0.00%
	Strategic Partners	59,107,462,107	3.06%	57,961,327,098	2.96%	-1,146,135,009	-0.10%
Total Foreign Investors	97,262,601,767	5.04%	96,131,290,612	4.91%	-1,131,311,154	-0.13%	
Grand Total		1,929,539,648,779	100.00%	1,957,588,668,096	100.00%	28,049,019,317	

Monthly Report - Main Market

Ownership Value (by Investor Classification)

Main Market Ownership Breakdown - By Investor Classification						
Investor Classification	As of 30 April 2018		As of 31 May 2018		Monthly Change	
	Holding Value (SAR)	Ownership (%)	Holding Value (SAR)	Ownership (%)	Δ Holding Value (SAR)	Δ Ownership (%)
Institutional	1,690,209,468,918	87.60%	1,718,710,249,027	87.80%	28,500,780,109	0.20%
Non-Institutional	239,330,179,861	12.40%	238,878,419,069	12.20%	-451,760,792	-0.20%
Grand Total	1,929,539,648,779	100.00%	1,957,588,668,096	100.00%	28,049,019,317	

Definitions


Institutional:

Refers to investors with institutional behavior including GREs, Saudi Corporates, Saudi Mutual Funds, Saudi and Non-Saudi DPMs, Saudi Individual Professional Investors (IPI), SWAP Holders, Foreign Strategic Partners and Qualified Foreign Investors (QFI).

Non Institutional:

Refers to investors with non-institutional behavior including Saudi Retail Investors, Saudi High Net Worth Investors (HNWI), GCC Individuals and Foreign Residents.

Nomu-Parallel Market - Highlights




The total value of shares traded for the month ending 31 May 2018 amounted to SAR 35.28 million, decreasing by 44.35% over the previous month; while total stock market capitalization reached SAR 2,466.26 million at the end of this period, decreasing by 1.73% over the previous month.



- ▶ The total value of shares purchased by “Saudi Investors” during this period amounted to SAR 34.73 million representing 98.44% of total buying activity, and sales of SAR 34.25 million representing 97.10% of total selling activity. Total ownership of “Saudi Investors” stood at 99.13% of total market capitalization as of 31 May 2018, representing an increase of 0.10% from the previous month.
- ▶ The total value of shares purchased by “GCC Investors” during this period amounted to SAR 0.27 million representing 0.78% of total buying activity, and sales of SAR 0.00 million representing 0.00% of total selling activity. Total ownership of “GCC Investors” stood at 0.53% of total market capitalization as of 31 May 2018, representing a decrease of 0.05% from the previous month.
- ▶ The total value of shares purchased by “Foreign Investors” during this period amounted to SAR 0.27 million representing 0.78% of total buying activity, and sales of SAR 1.02 million representing 2.90% of total selling activity. Total ownership of “Foreign Investors” stood at 0.34% of total market capitalization as of 31 May 2018 representing a decrease of 0.05% from the previous month.

Nomu-Parallel Market - Value Traded & Ownership Breakdown



Monthly Report – Nomu-Parallel Market

Value Traded (by Nationality, Investor Type, & Classification)

Nomu-Parallel Market Value Traded Breakdown - By Nationality and Investor Type							
Nationality	Investor Type	Buy		Sell		Net Value Traded	
		SAR	% of Total Buys	SAR	% of Total Sells	SAR (Buy - Sell)	Difference (% Buy - % Sell)
Saudi	Individuals	33,122,602	93.90%	24,430,138	69.25%	8,692,464	24.64%
	Corporates	765,416	2.17%	8,541,138	24.21%	-7,775,722	-22.04%
	Institution	839,502	2.38%	1,281,789	3.63%	-442,287	-1.25%
	Total Saudi Investors	34,727,520	98.44%	34,253,065	97.10%	474,455	1.34%
GCC	Individuals	0	0.00%	0	0.00%	0	0.00%
	Institutions	274,993	0.78%	0	0.00%	274,993	0.78%
	Total GCC Investors	274,993	0.78%	0	0.00%	274,993	0.78%
Foreign	SWAP Holders	0	0.00%	0	0.00%	0	0.00%
	Foreign Residents	273,579	0.78%	500,455	1.42%	-226,876	-0.64%
	QFIs	0	0.00%	522,571	1.48%	-522,571	-1.48%
	Total Foreign Investors	273,579	0.78%	1,023,026	2.90%	-749,447	-2.12%
Grand Total		35,276,092	100.00%	35,276,092	100.00%		

Nomu-Parallel Market Value Traded Breakdown - By Investor Classification						
Investor Classification	Buy		Sell		Net Value Traded	
	SAR	% of Total Buys	SAR	% of Total Sells	SAR (Buy - Sell)	Difference (% Buy - % Sell)
Institutional	1,879,911	5.33%	10,345,498	29.33%	-8,465,587	-24.00%
Non-Institutional	33,396,181	94.67%	24,930,593	70.67%	8,465,587	24.00%
Grand Total	35,276,092	100.00%	35,276,092	100.00%		

Institutional:

Refers to investors with institutional behavior including Saudi Corporates and Institutions (GREs & Mutual Funds), GCC Institutions (GREs, Corporate & Mutual Funds), SWAP Holders, and Qualified Foreign Investors (QFI).

Non Institutional:

Refers to investors with non-institutional behavior including Qualified Saudi and GCC Individuals and Qualified Foreign Residents.

Monthly Report – Nomu-Parallel Market

Ownership Value (by Nationality, Investor Type, & Classification)

Nomu-Parallel Market Ownership Breakdown - By Nationality and Investor Type							
Nationality	Investor Type	As of 30 April 2018		As of 31 May 2018		Monthly Change	
		Holding Value (SAR)	Ownership (%)	Holding Value (SAR)	Ownership (%)	Δ Holding Value (SAR)	Δ Ownership (%)
Saudi	Individuals	2,251,913,112	89.73%	2,235,763,745	90.65%	-16,149,367	0.92%
	Corporates	134,609,665	5.36%	116,650,710	4.73%	-17,958,955	-0.63%
	Institution	98,879,722	3.94%	92,476,486	3.75%	-6,403,235	-0.19%
	Total Saudi Investors	2,485,402,499	99.03%	2,444,890,941	99.13%	-40,511,557	0.10%
GCC	Individuals	30,319	0.00%	27,885	0.00%	-2,434	0.00%
	Institutions	14,417,430	0.57%	13,043,505	0.53%	-1,373,925	-0.05%
	Total GCC Investors	14,447,749	0.58%	13,071,390	0.53%	-1,376,359	-0.05%
Foreign	SWAP Holders	938,227	0.04%	901,082	0.04%	-37,145	0.00%
	Foreign Residents	2,893,481	0.12%	2,473,030	0.10%	-420,450	-0.02%
	QFIs	5,947,435	0.24%	4,923,032	0.20%	-1,024,403	-0.04%
	Total Foreign Investors	9,779,142	0.39%	8,297,144	0.34%	-1,481,999	-0.05%
Grand Total		2,509,629,390	100.00%	2,466,259,475	100.00%	-43,369,915	

Nomu-Parallel Market Ownership Breakdown - By Investor Classification						
Investor Classification	As of 30 April 2018		As of 31 May 2018		Monthly Change	
	Holding Value (SAR)	Ownership (%)	Holding Value (SAR)	Ownership (%)	Δ Holding Value (SAR)	Δ Ownership (%)
Institutional	254,792,479	10.15%	227,994,815	9.24%	-26,797,664	-0.91%
Non-Institutional	2,254,836,911	89.85%	2,238,264,660	90.76%	-16,572,251	0.91%
Grand Total	2,509,629,390	100.00%	2,466,259,475	100.00%	-43,369,915	

Institutional:

Refers to investors with institutional behavior including Saudi Corporates and Institutions (GREs & Mutual Funds), GCC Institutions (GREs, Corporate & Mutual Funds), SWAP Holders, and Qualified Foreign Investors (QFI).

Non Institutional:

Refers to investors with non-institutional behavior including Qualified Saudi and GCC Individuals and Qualified Foreign Residents.

السوق المالية السعودية
Saudi Stock Exchange

تداول
Tadawul

Thank you

