


# Weekly Stock Market Ownership and Trading Activity Report

Market Reports

Week Ending 16 February 2017



# Definitions




# Weekly Stock Market Ownership and Trading Activity Report

## Definitions

Nationality	Investor Type	Description
Saudi	Individuals	Saudi Individuals have been classified under 4 categories as defined below:
	- Retail	Retail investors are Saudi individuals , excluding IPIs (see below) and HNWIs.
	- High Net Worth Investors (HNWIs)	HNWIs are Saudi individuals who have had an average portfolio size of SAR 1m (and above) for the preceding 12 months, excluding IPIs (see below).
	- Individual Professional Investors (IPIs)	IPIs are Saudi individuals who have had an average portfolio size of SAR 50m (and above) for the preceding 12 months and a portfolio turnover ratio of not more than 4 times annually.
	- Individual DPMs	Saudi individual investment account in which the manager (Authorized Person) makes the buy/sell decisions for its client without referring to the account owner (based on to the agreed terms between them).
	Institutions	Saudi Institutions have been classified under 4 categories as defined below:
	- Corporates	Saudi company with a commercial registration permitting its investment in the stock market .
	- Mutual Funds	A mutual fund managed by an Authorized Person and licensed by the CMA.
	- Government Related Entities (GREs)	A Government entity or a supranational authority recognized by the CMA.
- Institutional DPMs	Saudi institutional investment account in which the manager (Authorized Person) makes the buy/sell decisions for its client without referring to the account owner (based on to the agreed terms between them).	
GCC	Individuals	GCC natural person
	Institutions	GCC legal person with a commercial registration certificate (corporate or mutual fund), in addition to GCC government entities.
	GCC DPMs	GCC investment account (institutional or individual) in which the manager (Authorized Person) makes the buy/sell decisions for its client without referring to the account owner (based on to the agreed terms between them).
Foreign	SWAP Holders	Authorized Person with the permission to enter into SWAP agreements to transfer the economic benefits of its ownership of shares in Saudi companies listed on the Saudi Stock Exchange to its non-resident foreign clients.
	Foreign Residents	Foreign investors domiciled in the Kingdom with a valid residency permit (Iqama) (excluding GCC nationals).
	QFIs	Qualified Foreign Institutional investors registered with the CMA in accordance with the QFI Rules, to invest in shares listed on the Saudi Stock Exchange.
	Foreign DPMs	Foreign resident investment account in which the manager (Authorized Person) makes the buy/sell decisions for its client without referring to the account owner (based on to the agreed terms between them).
	Strategic Partners	Foreign investors considered founders and partners of Saudi listed companies.

# Highlights



# Weekly Stock Market Ownership and Trading Activity Report


## Highlights

The total value of shares traded for the week ending 16 February 2017 amounted to SAR 18.02 billion, decreasing by 5.68% over the previous week; while total stock market capitalization reached SAR 1,671.11 billion at the end of this period, increasing by 2.46% over the previous week.

- ▶ The total value of shares purchased by “Saudi Investors” during this period amounted to SAR 17.05 billion representing 94.59% of total buying activity, and sales of SAR 17.33 billion representing 96.15% of total selling activity. Total ownership of “Saudi Investors” stood at 93.51% of total market capitalization as of 16 February 2017, representing a decrease of 0.08% from the previous week.
- ▶ The total value of shares purchased by “GCC Investors” during this period amounted to SAR 0.445 billion representing 2.47% of total buying activity, and sales of SAR 0.259 billion representing 1.44% of total selling activity. Total ownership of “GCC Investors” stood at 2.37% of total market capitalization as of 16 February 2017, representing an increase of 0.02% from the previous week.
- ▶ The total value of shares purchased by “Foreign Investors” during this period amounted to SAR 0.530 billion representing 2.94% of total buying activity, and sales of SAR 0.435 billion representing 2.41% of total selling activity. Total ownership of “Foreign Investors” stood at 4.12% of total market capitalization as of 16 February 2017, representing an increase of 0.05% from the previous week.



# Stock Market Value Traded Breakdown



# Weekly Stock Market Ownership and Trading Activity Report

## Value Traded (by Nationality and Investor Type)

### Stock Market Traded Value Breakdown - By Nationality and Investor Type

Nationality	Investor Type	Buy		Sell		Net Value Traded	
		SAR	% of Total Buys	SAR	% of Total Sells	SAR (Buy - Sell)	Difference (% Buy - % Sell)
Saudi	<b>Individuals:</b>						
	Retail	8,628,387,120	47.88%	9,685,148,593	53.75%	-1,056,761,473	-5.86%
	HNWIs	5,743,174,332	31.87%	5,742,469,964	31.87%	704,368	0.00%
	IPIs	235,403,422	1.31%	523,780,921	2.91%	-288,377,499	-1.60%
	Individual DPMs	234,695,502	1.30%	245,257,074	1.36%	-10,561,571	-0.06%
	<b>Sub Total (Individuals)</b>	<b>14,841,660,376</b>	<b>82.36%</b>	<b>16,196,656,551</b>	<b>89.88%</b>	<b>-1,354,996,175</b>	<b>-7.52%</b>
	<b>Institutions:</b>						
	Corporates	1,048,277,055	5.82%	477,541,378	2.65%	570,735,678	3.17%
	Mutual Funds	676,580,692	3.75%	362,403,361	2.01%	314,177,331	1.74%
	GRE's	0	0.00%	19,674,295	0.11%	-19,674,295	-0.11%
	Institution DPMs	478,819,585	2.66%	269,544,035	1.50%	209,275,550	1.16%
	<b>Sub Total (Institutions)</b>	<b>2,203,677,333</b>	<b>12.23%</b>	<b>1,129,163,069</b>	<b>6.27%</b>	<b>1,074,514,264</b>	<b>5.96%</b>
	<b>Total Saudi Investors</b>	<b>17,045,337,709</b>	<b>94.59%</b>	<b>17,325,819,620</b>	<b>96.15%</b>	<b>-280,481,911</b>	<b>-1.56%</b>
GCC	Individuals	92,446,529	0.51%	83,713,353	0.46%	8,733,176	0.05%
	Institutions	317,893,631	1.76%	149,946,910	0.83%	167,946,721	0.93%
	GCC DPMs	34,313,179	0.19%	25,576,338	0.14%	8,736,841	0.05%
	<b>Total GCC Investors</b>	<b>444,653,339</b>	<b>2.47%</b>	<b>259,236,601</b>	<b>1.44%</b>	<b>185,416,738</b>	<b>1.03%</b>
Foreign	SWAP Holders	194,448,374	1.08%	101,045,928	0.56%	93,402,446	0.52%
	Foreign Residents	256,691,858	1.42%	274,124,649	1.52%	-17,432,790	-0.10%
	QFIs	28,721,763	0.16%	41,237,798	0.23%	-12,516,036	-0.07%
	Foreign DPMs	49,860,575	0.28%	18,249,022	0.10%	31,611,553	0.18%
	Strategic Partners	0	0.00%	0	0.00%	0	0.00%
	<b>Total Foreign Investors</b>	<b>529,722,570</b>	<b>2.94%</b>	<b>434,657,397</b>	<b>2.41%</b>	<b>95,065,173</b>	<b>0.53%</b>
<b>Grand Total</b>		<b>18,019,713,618</b>	<b>100.00%</b>	<b>18,019,713,618</b>	<b>100.00%</b>		

# Weekly Stock Market Ownership and Trading Activity Report

## Value Traded (by Investor Classification)

### Stock Market Traded Value Breakdown - By Investor Classification

Investor Classification	Buy		Sell		Net Value Traded	
	SAR	% of Total Buys	SAR	% of Total Sells	SAR (Buy - Sell)	Difference (% Buy - % Sell)
<b>Institutional</b>	3,299,013,778	18.31%	2,234,257,059	12.40%	1,064,756,719	5.91%
<b>Non-Institutional</b>	14,720,699,839	81.69%	15,785,456,559	87.60%	-1,064,756,719	-5.91%
<b>Grand Total</b>	<b>18,019,713,618</b>	<b>100.00%</b>	<b>18,019,713,618</b>	<b>100.00%</b>		

## Definitions

### **Institutional:**

Refers to investors with institutional behavior including GREs, Saudi Corporates, Saudi Mutual Funds, Saudi and Non-Saudi DPMs, Saudi Individual Professional Investors (IPI), SWAP Holders, Foreign Strategic Partners and Qualified Foreign Investors (QFI).

### **Non Institutional:**

Refers to investors with non-institutional behavior including Saudi Retail Investors, Saudi High Net Worth Investors (HNWI), GCC Individuals and Foreign Residents.



# Stock Market Ownership Breakdown



# Weekly Stock Market Ownership and Trading Activity Report

## Ownership Value (by Nationality and Investor Type)

### Stock Market Ownership Breakdown - By Nationality and Investor Type

Nationality	Investor Type	As of 9 February 2017		As of 16 February 2017		Weekly Change	
		Holding Value (SAR)	Ownership (%)	Holding Value (SAR)	Ownership (%)	Δ Holding Value (SAR)	Δ Ownership (%)
Saudi	<b>Individuals:</b>						
	Retail	75,762,794,934	4.65%	77,911,688,875	4.66%	2,148,893,940	0.02%
	HNWIs	131,718,987,510	8.08%	134,484,252,804	8.05%	2,765,265,294	-0.03%
	IPIs	252,578,957,425	15.49%	258,555,202,716	15.47%	5,976,245,291	-0.01%
	Individual DPMs	5,208,663,261	0.32%	5,335,525,708	0.32%	126,862,447	0.00%
	<b>Sub Total (Individuals)</b>	<b>465,269,403,130</b>	<b>28.53%</b>	<b>476,286,670,103</b>	<b>28.50%</b>	<b>11,017,266,972</b>	<b>-0.03%</b>
	<b>Institutions:</b>						
	Corporates	280,050,810,457	17.17%	286,430,372,148	17.14%	6,379,561,692	-0.03%
	Mutual Funds	88,196,476,418	5.41%	90,426,334,924	5.41%	2,229,858,506	0.00%
	GRE's	647,424,273,014	39.70%	662,821,004,480	39.66%	15,396,731,466	-0.03%
	Institution DPMs	45,410,581,690	2.78%	46,724,220,953	2.80%	1,313,639,263	0.01%
	<b>Sub Total (Institutions)</b>	<b>1,061,082,141,578</b>	<b>65.06%</b>	<b>1,086,401,932,505</b>	<b>65.01%</b>	<b>25,319,790,927</b>	<b>-0.05%</b>
<b>Total Saudi Investors</b>	<b>1,526,351,544,709</b>	<b>93.59%</b>	<b>1,562,688,602,608</b>	<b>93.51%</b>	<b>36,337,057,899</b>	<b>-0.08%</b>	
GCC	Individuals	2,916,759,272	0.18%	2,985,951,918	0.18%	69,192,646	0.00%
	Institutions	34,710,924,777	2.13%	35,940,881,021	2.15%	1,229,956,243	0.02%
	GCC DPMs	542,950,365	0.03%	597,988,416	0.04%	55,038,051	0.00%
	<b>Total GCC Investors</b>	<b>38,170,634,414</b>	<b>2.34%</b>	<b>39,524,821,354</b>	<b>2.37%</b>	<b>1,354,186,940</b>	<b>0.02%</b>
Foreign	SWAP Holders	13,174,798,389	0.81%	13,632,994,727	0.82%	458,196,338	0.01%
	Foreign Residents	4,310,085,380	0.26%	4,464,214,145	0.27%	154,128,765	0.00%
	QFIs	1,922,533,293	0.12%	1,967,242,277	0.12%	44,708,984	0.00%
	Foreign DPMs	1,788,966,670	0.11%	1,881,377,690	0.11%	92,411,021	0.00%
	Strategic Partners	45,220,865,018	2.77%	46,955,646,642	2.81%	1,734,781,623	0.04%
	<b>Total Foreign Investors</b>	<b>66,417,248,750</b>	<b>4.07%</b>	<b>68,901,475,481</b>	<b>4.12%</b>	<b>2,484,226,731</b>	<b>0.05%</b>
<b>Grand Total</b>		<b>1,630,939,427,873</b>	<b>100.00%</b>	<b>1,671,114,899,443</b>	<b>100.00%</b>	<b>40,175,471,570</b>	

# Weekly Stock Market Ownership and Trading Activity Report

## Ownership Value (by Investor Classification)

Stock Market Ownership Breakdown - By Investor Classification						
Investor Classification	As of 9 February 2017		As of 16 February 2017		Weekly Change	
	Holding Value (SAR)	Ownership (%)	Holding Value (SAR)	Ownership (%)	Δ Holding Value (SAR)	Δ Ownership (%)
Institutional	1,416,230,800,777	86.84%	1,451,268,791,702	86.84%	35,037,990,925	0.01%
Non-Institutional	214,708,627,096	13.16%	219,846,107,741	13.16%	5,137,480,645	-0.01%
<b>Grand Total</b>	<b>1,630,939,427,873</b>	<b>100.00%</b>	<b>1,671,114,899,443</b>	<b>100.00%</b>	<b>40,175,471,570</b>	

## Definitions

### **Institutional:**

Refers to investors with institutional behavior including GREs, Saudi Corporates, Saudi Mutual Funds, Saudi and Non-Saudi DPMs, Saudi Individual Professional Investors (IPI), SWAP Holders, Foreign Strategic Partners and Qualified Foreign Investors (QFI).

### **Non Institutional:**

Refers to investors with non-institutional behavior including Saudi Retail Investors, Saudi High Net Worth Investors (HNWI), GCC Individuals and Foreign Residents.

السوق المالية السعودية  
Saudi Stock Exchange

تداول  
Tadawul

Thank you

