

Monthly Stock Market Ownership and Trading Activity Report

Market Reports

Month Ending 30 August 2018



Definitions



Monthly Stock Market Ownership and Trading Activity Report

Definitions


Nationality	Investor Type	Description
Saudi	Individuals*	Saudi Individuals have been classified under 4 categories as defined below:
	- Retail	Retail investors are Saudi individuals , excluding IPIs (see below) and HNWIs .
	- High Net Worth Investors (HNWIs)	HNWIs are Saudi individuals who have had an average portfolio size of SAR 1m (and above) for the preceding 12 months, excluding IPIs (see below).
	- Individual Professional Investors (IPIs)	IPIs are Saudi individuals who have had an average portfolio size of SAR 50m (and above) for the preceding 12 months and a portfolio turnover ratio of not more than 4 times annually.
	- Individual DPMs	Saudi individual investment account in which the manager (Authorized Person) makes the buy/sell decisions for its client without referring to the account owner (based on to the agreed terms between them).
	Institutions	Saudi Institutions have been classified under 4 categories as defined below:
	- Corporates	Saudi company with a commercial registration permitting its investment in the stock market .
	- Mutual Funds	A mutual fund managed by an Authorized Person and licensed by the CMA.
- Government Related Entities (GREs)	A Government entity or a supranational authority recognized by the CMA.	
- Institutional DPMs	Saudi institutional investment account in which the manager (Authorized Person) makes the buy/sell decisions for its client without referring to the account owner (based on to the agreed terms between them).	
GCC	Individuals*	GCC natural person
	Institutions	GCC legal person with a commercial registration certificate (corporate or mutual fund), in addition to GCC government entities.
	GCC DPMs	GCC investment account (institutional or individual) in which the manager (Authorized Person) makes the buy/sell decisions for its client without referring to the account owner (based on to the agreed terms between them).
Foreign	SWAP Holders	Authorized Person with the permission to enter into SWAP agreements to transfer the economic benefits of its ownership of shares in Saudi companies listed on the Saudi Stock Exchange to its non-resident foreign clients.
	Foreign Residents*	Foreign investors domiciled in the Kingdom with a valid residency permit (Iqama) (excluding GCC nationals).
	QFIs	Qualified Foreign Institutional investors registered with the CMA in accordance with the QFI Rules, to invest in shares listed on the Saudi Stock Exchange.
	Foreign DPMs	Foreign resident investment account in which the manager (Authorized Person) makes the buy/sell decisions for its client without referring to the account owner (based on to the agreed terms between them).
	Strategic Partners	Foreign investors considered founders and partners of Saudi listed companies.

*Nomu-Parallel
Market Individual
Investors

Individuals who fulfill any of the following:

- Conducted transactions not less than SAR 40m, and not less than 10 transaction in each quarter during last 12 months.
- Have an average portfolio size of SAR 10m for the preceding 12 months
- Hold General Securities Qualification Certificate which is recognized by the Authority.

Main Market - Highlights




The total value of shares traded for the month ending 30 August 2018 amounted to SAR 54.25 billion, decreasing by 25.90% over the previous month; while total stock market capitalization reached SAR 1,893.32 billion at the end of this period, decreasing by 3.92% over the previous month.

- ▶ The total value of shares purchased by “Saudi Investors” during this period amounted to SAR 50.60 billion representing 93.27% of total buying activity, and sales of SAR 50.43 billion representing 92.96% of total selling activity. Total ownership of “Saudi Investors” stood at 92.87% of total market capitalization as of 30 August 2018, representing an increase of 0.06% from the previous month.
- ▶ The total value of shares purchased by “GCC Investors” during this period amounted to SAR 917 million representing 1.69% of total buying activity, and sales of SAR 736 million representing 1.36% of total selling activity. Total ownership of “GCC Investors” stood at 2.07% of total market capitalization as of 30 August 2018, representing a decrease of 0.01% from the previous month.
- ▶ The total value of shares purchased by “Foreign Investors” during this period amounted to SAR 2.73 billion representing 5.04% of total buying activity, and sales of SAR 3.08 billion representing 5.69% of total selling activity. Total ownership of “Foreign Investors” stood at 5.06% of total market capitalization as of 30 August 2018, representing a decrease of 0.05% from the previous month.



Main Market - Value Traded & Ownership Breakdown



Monthly Report - Main Market

Value Traded (by Nationality and Investor Type)

Main Market Value Traded Breakdown - By Nationality and Investor Type

Nationality	Investor Type	Buy		Sell		Net Value Traded		
		SAR	% of Total Buys	SAR	% of Total Sells	SAR (Buy - Sell)	Difference (% Buy - % Sell)	
Saudi	Individuals:							
	Retail	15,400,406,209	28.39%	25,337,099,376	46.70%	-9,936,693,167	-18.32%	
	HNWIs	18,909,343,448	34.85%	18,111,621,684	33.38%	797,721,764	1.47%	
	IPIs	1,412,560,702	2.60%	1,366,248,154	2.52%	46,312,548	0.09%	
	Individual DPMS	365,680,988	0.67%	343,337,315	0.63%	22,343,673	0.04%	
	Sub Total (Individuals)	36,087,991,346	66.52%	45,158,306,529	83.24%	-9,070,315,183	-16.72%	
	Institutions:							
	Corporates	12,813,217,009	23.62%	1,639,475,217	3.02%	11,173,741,793	20.60%	
	Mutual Funds	941,082,506	1.73%	834,710,779	1.54%	106,371,727	0.20%	
	GRE's	0	0.00%	682,800	0.00%	-682,800	0.00%	
	Institution DPMS	756,798,663	1.39%	2,796,583,468	5.15%	-2,039,784,804	-3.76%	
	Sub Total (Institutions)	14,511,098,179	26.75%	5,271,452,263	9.72%	9,239,645,915	17.03%	
Total Saudi Investors	50,599,089,525	93.27%	50,429,758,792	92.96%	169,330,732	0.31%		
GCC	Individuals	119,094,771	0.22%	97,553,821	0.18%	21,540,950	0.04%	
	Institutions	791,391,219	1.46%	631,109,599	1.16%	160,281,621	0.30%	
	GCC DPMS	6,251,100	0.01%	7,729,282	0.01%	-1,478,181	0.00%	
	Total GCC Investors	916,737,091	1.69%	736,392,702	1.36%	180,344,389	0.33%	
Foreign	SWAP Holders	376,330,996	0.69%	1,074,053,660	1.98%	-697,722,664	-1.29%	
	Foreign Residents	435,981,945	0.80%	552,082,663	1.02%	-116,100,717	-0.21%	
	QFIs	1,523,316,928	2.81%	1,450,962,154	2.67%	72,354,774	0.13%	
	Foreign DPMS	46,270	0.00%	0	0.00%	46,270	0.00%	
	Strategic Partners	400,000,000	0.74%	8,252,784	0.02%	391,747,216	0.72%	
Total Foreign Investors	2,735,676,139	5.04%	3,085,351,261	5.69%	-349,675,121	-0.64%		
Grand Total		54,251,502,755	100.00%	54,251,502,755	100.00%			

Monthly Report - Main Market

Value Traded (by Investor Classification)

Main Market Value Traded Breakdown - By Investor Classification

Investor Classification	Buy		Sell		Net Value Traded	
	SAR	% of Total Buys	SAR	% of Total Sells	SAR (Buy - Sell)	Difference (% Buy - % Sell)
Institutional	19,386,676,382	35.73%	10,153,145,210	18.71%	9,233,531,171	17.02%
Non-Institutional	34,864,826,373	64.27%	44,098,357,544	81.29%	-9,233,531,171	-17.02%
Grand Total	54,251,502,755	100.00%	54,251,502,755	100.00%		

Definitions

Institutional:

Refers to investors with institutional behavior including GREs, Saudi Corporates, Saudi Mutual Funds, Saudi and Non-Saudi DPMs, Saudi Individual Professional Investors (IPI), SWAP Holders, Foreign Strategic Partners and Qualified Foreign Investors (QFI).

Non Institutional:

Refers to investors with non-institutional behavior including Saudi Retail Investors, Saudi High Net Worth Investors (HNWI), GCC Individuals and Foreign Residents.

Ownership Value (by Nationality and Investor Type)

Main Market Ownership Breakdown - By Nationality and Investor Type							
Nationality	Investor Type	As of 31 July 2018		As of 30 August 2018		Monthly Change	
		Holding Value (SAR)	Ownership (%)	Holding Value (SAR)	Ownership (%)	Δ Holding Value (SAR)	Δ Ownership (%)
Saudi	Individuals:						
	Retail	77,480,607,003	3.93%	74,667,076,046	3.94%	-2,813,530,957	0.01%
	HNWIs	156,315,617,407	7.93%	150,559,627,226	7.95%	-5,755,990,181	0.02%
	IPIs	271,876,689,914	13.80%	260,871,616,197	13.78%	-11,005,073,716	-0.02%
	Individual DPMs	4,843,367,271	0.25%	4,635,936,579	0.24%	-207,430,692	0.00%
	Sub Total (Individuals)	510,516,281,595	25.91%	490,734,256,049	25.92%	-19,782,025,546	0.01%
	Institutions:						
	Corporates	303,871,882,327	15.42%	295,544,513,317	15.61%	-8,327,369,010	0.19%
	Mutual Funds	174,955,381,275	8.88%	166,793,509,155	8.81%	-8,161,872,120	-0.07%
	GRE's	775,595,443,501	39.36%	745,482,542,133	39.37%	-30,112,901,369	0.02%
	Institution DPMs	64,052,217,494	3.25%	59,777,170,150	3.16%	-4,275,047,343	-0.09%
	Sub Total (Institutions)	1,318,474,924,597	66.91%	1,267,597,734,755	66.95%	-50,877,189,842	0.04%
Total Saudi Investors	1,828,991,206,192	92.81%	1,758,331,990,804	92.87%	-70,659,215,388	0.06%	
GCC	Individuals	3,202,110,426	0.16%	3,106,122,146	0.16%	-95,988,280	0.00%
	Institutions	36,949,045,941	1.87%	35,340,964,023	1.87%	-1,608,081,918	-0.01%
	GCC DPMs	689,058,911	0.03%	660,840,670	0.03%	-28,218,240	0.00%
	Total GCC Investors	40,840,215,278	2.07%	39,107,926,840	2.07%	-1,732,288,438	-0.01%
Foreign	SWAP Holders	15,508,554,690	0.79%	14,105,450,655	0.75%	-1,403,104,034	-0.04%
	Foreign Residents	4,013,283,107	0.20%	3,713,319,908	0.20%	-299,963,199	-0.01%
	QFIs	19,388,198,369	0.98%	18,700,652,473	0.99%	-687,545,896	0.00%
	Foreign DPMs	8,945,393	0.00%	8,718,364	0.00%	-227,030	0.00%
	Strategic Partners	61,868,318,804	3.14%	59,346,986,674	3.13%	-2,521,332,129	0.00%
Total Foreign Investors	100,787,300,363	5.11%	95,875,128,074	5.06%	-4,912,172,288	-0.05%	
Grand Total		1,970,618,721,833	100.00%	1,893,315,045,718	100.00%	-77,303,676,115	

Monthly Report - Main Market

Ownership Value (by Investor Classification)

Main Market Ownership Breakdown - By Investor Classification						
Investor Classification	As of 31 July 2018		As of 30 August 2018		Monthly Change	
	Holding Value (SAR)	Ownership (%)	Holding Value (SAR)	Ownership (%)	Δ Holding Value (SAR)	Δ Ownership (%)
Institutional	1,729,607,103,889	87.77%	1,661,268,900,392	87.74%	-68,338,203,497	-0.03%
Non-Institutional	241,011,617,943	12.23%	232,046,145,326	12.26%	-8,965,472,617	0.03%
Grand Total	1,970,618,721,833	100.00%	1,893,315,045,718	100.00%	-77,303,676,115	

Definitions


Institutional:

Refers to investors with institutional behavior including GREs, Saudi Corporates, Saudi Mutual Funds, Saudi and Non-Saudi DPMs, Saudi Individual Professional Investors (IPI), SWAP Holders, Foreign Strategic Partners and Qualified Foreign Investors (QFI).

Non Institutional:

Refers to investors with non-institutional behavior including Saudi Retail Investors, Saudi High Net Worth Investors (HNWI), GCC Individuals and Foreign Residents.

Nomu-Parallel Market - Highlights




The total value of shares traded for the month ending 30 August 2018 amounted to SAR 27.07 million, decreasing by 40.20% over the previous month; while total stock market capitalization reached SAR 2,244.41 million at the end of this period, decreasing by 0.36% over the previous month.



- ▶ The total value of shares purchased by “Saudi Investors” during this period amounted to SAR 26.58 million representing 98.20% of total buying activity, and sales of SAR 26.40 million representing 97.52% of total selling activity. Total ownership of “Saudi Investors” stood at 98.90% of total market capitalization as of 30 August 2018, representing an increase of 0.01% from the previous month.
- ▶ The total value of shares purchased by “GCC Investors” during this period amounted to SAR 0.08 million representing 0.28% of total buying activity, and sales of SAR 0.13 million representing 0.49% of total selling activity. Total ownership of “GCC Investors” stood at 0.58% of total market capitalization as of 30 August 2018, representing a decrease of 0.02% from the previous month.
- ▶ The total value of shares purchased by “Foreign Investors” during this period amounted to SAR 0.41 million representing 1.52% of total buying activity, and sales of SAR 0.54 million representing 1.99% of total selling activity. Total ownership of “Foreign Investors” stood at 0.52% of total market capitalization as of 30 August 2018 representing an increase of 0.01% from the previous month.

Nomu-Parallel Market - Value Traded & Ownership Breakdown



Monthly Report – Nomu-Parallel Market

Value Traded (by Nationality, Investor Type, & Classification)

Nomu-Parallel Market Value Traded Breakdown - By Nationality and Investor Type							
Nationality	Investor Type	Buy		Sell		Net Value Traded	
		SAR	% of Total Buys	SAR	% of Total Sells	SAR (Buy - Sell)	Difference (% Buy - % Sell)
Saudi	Individuals	24,728,885	91.36%	20,714,216	76.53%	4,014,670	14.83%
	Corporates	407,711	1.51%	2,121,703	7.84%	-1,713,992	-6.33%
	Institution	1,442,839	5.33%	3,561,047	13.16%	-2,118,207	-7.83%
	Total Saudi Investors	26,579,436	98.20%	26,396,966	97.52%	182,470	0.67%
GCC	Individuals	0	0.00%	0	0.00%	0	0.00%
	Institutions	75,625	0.28%	131,676	0.49%	-56,051	-0.21%
	Total GCC Investors	75,625	0.28%	131,676	0.49%	-56,051	-0.21%
Foreign	SWAP Holders	166,546	0.62%	0	0.00%	166,546	0.62%
	Foreign Residents	120,638	0.45%	298,963	1.10%	-178,325	-0.66%
	QFIs	124,720	0.46%	239,360	0.88%	-114,640	-0.42%
	Total Foreign Investors	411,904	1.52%	538,324	1.99%	-126,420	-0.47%
Grand Total		27,066,965	100.00%	27,066,965	100.00%		

Nomu-Parallel Market Value Traded Breakdown - By Investor Classification						
Investor Classification	Buy		Sell		Net Value Traded	
	SAR	% of Total Buys	SAR	% of Total Sells	SAR (Buy - Sell)	Difference (% Buy - % Sell)
Institutional	2,217,442	8.19%	6,053,786	22.37%	-3,836,344	-14.17%
Non-Institutional	24,849,523	91.81%	21,013,179	77.63%	3,836,344	14.17%
Grand Total	27,066,965	100.00%	27,066,965	100.00%		

Institutional:

Refers to investors with institutional behavior including Saudi Corporates and Institutions (GREs & Mutual Funds), GCC Institutions (GREs, Corporate & Mutual Funds), SWAP Holders, and Qualified Foreign Investors (QFI).

Non Institutional:

Refers to investors with non-institutional behavior including Qualified Saudi and GCC Individuals and Qualified Foreign Residents.

Monthly Report – Nomu-Parallel Market

Ownership Value (by Nationality, Investor Type, & Classification)

Nomu-Parallel Market Ownership Breakdown - By Nationality and Investor Type							
Nationality	Investor Type	As of 31 July 2018		As of 30 August 2018		Monthly Change	
		Holding Value (SAR)	Ownership (%)	Holding Value (SAR)	Ownership (%)	Δ Holding Value (SAR)	Δ Ownership (%)
Saudi	Individuals	104,257,681	4.63%	107,696,917	4.80%	3,439,236	0.17%
	Corporates	2,058,420,865	91.38%	2,051,147,478	91.39%	-7,273,387	0.01%
	Institution	64,675,732	2.87%	60,768,297	2.71%	-3,907,435	-0.16%
	Total Saudi Investors	2,227,354,278	98.88%	2,219,612,692	98.90%	-7,741,586	0.01%
GCC	Individuals	27,530	0.00%	26,719	0.00%	-811	0.00%
	Institutions	13,560,043	0.60%	13,007,175	0.58%	-552,868	-0.02%
	Total GCC Investors	13,587,573	0.60%	13,033,894	0.58%	-553,679	-0.02%
Foreign	SWAP Holders	753,881	0.03%	977,944	0.04%	224,063	0.01%
	Foreign Residents	2,298,705	0.10%	2,127,263	0.09%	-171,442	-0.01%
	QFIs	8,581,763	0.38%	8,659,747	0.39%	77,984	0.00%
	Total Foreign Investors	11,634,349	0.52%	11,764,955	0.52%	130,605	0.01%
Grand Total		2,252,576,200	100.00%	2,244,411,540	100.00%	-8,164,660	

Nomu-Parallel Market Ownership Breakdown - By Investor Classification						
Investor Classification	As of 31 July 2018		As of 30 August 2018		Monthly Change	
	Holding Value (SAR)	Ownership (%)	Holding Value (SAR)	Ownership (%)	Δ Holding Value (SAR)	Δ Ownership (%)
Institutional	2,145,992,284	95.27%	2,134,560,642	95.11%	-11,431,642	-0.16%
Non-Institutional	106,583,916	4.73%	109,850,898	4.89%	3,266,982	0.16%
Grand Total	2,252,576,200	100.00%	2,244,411,540	100.00%	-8,164,660	

Institutional:

Refers to investors with institutional behavior including Saudi Corporates and Institutions (GREs & Mutual Funds), GCC Institutions (GREs, Corporate & Mutual Funds), SWAP Holders, and Qualified Foreign Investors (QFI).

Non Institutional:

Refers to investors with non-institutional behavior including Qualified Saudi and GCC Individuals and Qualified Foreign Residents.

السوق المالية السعودية
Saudi Stock Exchange

تداول
Tadawul

Thank you

