


Monthly Stock Market Ownership and Trading Activity Report

Market Reports

Month Ending 29 November 2018



Definitions



Monthly Stock Market Ownership and Trading Activity Report

Definitions


Nationality	Investor Type	Description
Saudi	Individuals*	Saudi Individuals have been classified under 4 categories as defined below:
	- Retail	Retail investors are Saudi individuals , excluding IPIs (see below) and HNWIs .
	- High Net Worth Investors (HNWIs)	HNWIs are Saudi individuals who have had an average portfolio size of SAR 1m (and above) for the preceding 12 months, excluding IPIs (see below).
	- Individual Professional Investors (IPIs)	IPIs are Saudi individuals who have had an average portfolio size of SAR 50m (and above) for the preceding 12 months and a portfolio turnover ratio of not more than 4 times annually.
	- Individual DPMs	Saudi individual investment account in which the manager (Authorized Person) makes the buy/sell decisions for its client without referring to the account owner (based on to the agreed terms between them).
	Institutions	Saudi Institutions have been classified under 4 categories as defined below:
	- Corporates	Saudi company with a commercial registration permitting its investment in the stock market .
	- Mutual Funds	A mutual fund managed by an Authorized Person and licensed by the CMA.
- Government Related Entities (GREs)	A Government entity or a supranational authority recognized by the CMA.	
- Institutional DPMs	Saudi institutional investment account in which the manager (Authorized Person) makes the buy/sell decisions for its client without referring to the account owner (based on to the agreed terms between them).	
GCC	Individuals*	GCC natural person
	Institutions	GCC legal person with a commercial registration certificate (corporate or mutual fund), in addition to GCC government entities.
	GCC DPMs	GCC investment account (institutional or individual) in which the manager (Authorized Person) makes the buy/sell decisions for its client without referring to the account owner (based on to the agreed terms between them).
Foreign	SWAP Holders	Authorized Person with the permission to enter into SWAP agreements to transfer the economic benefits of its ownership of shares in Saudi companies listed on the Saudi Stock Exchange to its non-resident foreign clients.
	Foreign Residents*	Foreign investors domiciled in the Kingdom with a valid residency permit (Iqama) (excluding GCC nationals).
	QFIs	Qualified Foreign Institutional investors registered with the CMA in accordance with the QFI Rules, to invest in shares listed on the Saudi Stock Exchange.
	Foreign DPMs	Foreign resident investment account in which the manager (Authorized Person) makes the buy/sell decisions for its client without referring to the account owner (based on to the agreed terms between them).
	Strategic Partners	Foreign investors considered founders and partners of Saudi listed companies.

*Nomu-Parallel
Market Individual
Investors

Individuals who fulfill any of the following:

- Conducted transactions not less than SAR 40m, and not less than 10 transaction in each quarter during last 12 months.
- Have an average portfolio size of SAR 10m for the preceding 12 months
- Hold General Securities Qualification Certificate which is recognized by the Authority.

Main Market - Highlights




The total value of shares traded for the month ending 29 November 2018 amounted to SAR 62.18 billion, decreasing by 35.05% over the previous month; while total stock market capitalization reached SAR 1,822.21 billion at the end of this period, decreasing by 3.13% over the previous month.

- ▶ The total value of shares purchased by “Saudi Investors” during this period amounted to SAR 57.44 billion representing 92.38% of total buying activity, and sales of SAR 56.68 billion representing 91.15% of total selling activity. Total ownership of “Saudi Investors” stood at 93.33% of total market capitalization as of 29 November 2018, representing an increase of 0.03% from the previous month.
- ▶ The total value of shares purchased by “GCC Investors” during this period amounted to SAR 0.82 billion representing 1.32% of total buying activity, and sales of SAR 1.20 billion representing 1.93% of total selling activity. Total ownership of “GCC Investors” stood at 2.00% of total market capitalization as of 29 November 2018, representing an increase of 0.01% from the previous month.
- ▶ The total value of shares purchased by “Foreign Investors” during this period amounted to SAR 3.92 billion representing 6.30% of total buying activity, and sales of SAR 4.31 billion representing 6.92% of total selling activity. Total ownership of “Foreign Investors” stood at 4.67% of total market capitalization as of 29 November 2018, representing a decrease of 0.04% from the previous month.



Main Market - Value Traded & Ownership Breakdown



Monthly Report - Main Market

Value Traded (by Nationality and Investor Type)

Main Market Value Traded Breakdown - By Nationality and Investor Type							
Nationality	Investor Type	Buy		Sell		Net Value Traded	
		SAR	% of Total Buys	SAR	% of Total Sells	SAR (Buy - Sell)	Difference (% Buy - % Sell)
Saudi	Individuals:						
	Retail	27,054,763,029	43.51%	31,961,054,032	51.40%	-4,906,291,004	-7.89%
	HNWIs	18,368,698,183	29.54%	17,175,531,432	27.62%	1,193,166,750	1.92%
	IPIs	1,605,904,389	2.58%	2,251,065,535	3.62%	-645,161,146	-1.04%
	Individual DPMs	577,216,352	0.93%	620,383,065	1.00%	-43,166,712	-0.07%
	Sub Total (Individuals)	47,606,581,953	76.56%	52,008,034,065	83.64%	-4,401,452,112	-7.08%
	Institutions:						
	Corporates	7,465,813,585	12.01%	2,426,657,456	3.90%	5,039,156,129	8.10%
	Mutual Funds	1,449,190,177	2.33%	1,053,743,379	1.69%	395,446,798	0.64%
	GRE's	35,717,486	0.06%	8,937,317	0.01%	26,780,169	0.04%
	Institution DPMs	885,618,273	1.42%	1,179,273,917	1.90%	-293,655,645	-0.47%
	Sub Total (Institutions)	9,836,339,520	15.82%	4,668,612,069	7.51%	5,167,727,451	8.31%
	Total Saudi Investors	57,442,921,473	92.38%	56,676,646,134	91.15%	766,275,340	1.23%
GCC	Individuals	132,777,871	0.21%	193,463,626	0.31%	-60,685,756	-0.10%
	Institutions	685,749,098	1.10%	1,002,020,422	1.61%	-316,271,324	-0.51%
	GCC DPMs	2,019,609	0.00%	2,601,041	0.00%	-581,433	0.00%
	Total GCC Investors	820,546,578	1.32%	1,198,085,090	1.93%	-377,538,512	-0.61%
Foreign	SWAP Holders	623,368,273	1.00%	841,190,189	1.35%	-217,821,915	-0.35%
	Foreign Residents	793,718,537	1.28%	876,246,320	1.41%	-82,527,783	-0.13%
	QFIs	2,498,363,446	4.02%	2,587,034,023	4.16%	-88,670,578	-0.14%
	Foreign DPMs	1,122,223	0.00%	838,774	0.00%	283,449	0.00%
	Strategic Partners	0	0.00%	0	0.00%	0	0.00%
	Total Foreign Investors	3,916,572,479	6.30%	4,305,309,306	6.92%	-388,736,828	-0.63%
Grand Total		62,180,040,530	100.00%	62,180,040,530	100.00%		

Monthly Report - Main Market

Value Traded (by Investor Classification)

Main Market Value Traded Breakdown - By Investor Classification

Investor Classification	Buy		Sell		Net Value Traded	
	SAR	% of Total Buys	SAR	% of Total Sells	SAR (Buy - Sell)	Difference (% Buy - % Sell)
Institutional	15,830,082,911	25.46%	11,973,745,119	19.26%	3,856,337,792	6.20%
Non-Institutional	46,349,957,619	74.54%	50,206,295,411	80.74%	-3,856,337,792	-6.20%
Grand Total	62,180,040,530	100.00%	62,180,040,530	100.00%		

Definitions

Institutional:

Refers to investors with institutional behavior including GREs, Saudi Corporates, Saudi Mutual Funds, Saudi and Non-Saudi DPMs, Saudi Individual Professional Investors (IPI), SWAP Holders, Foreign Strategic Partners and Qualified Foreign Investors (QFI).

Non Institutional:

Refers to investors with non-institutional behavior including Saudi Retail Investors, Saudi High Net Worth Investors (HNWI), GCC Individuals and Foreign Residents.

Monthly Report - Main Market

Ownership Value (by Nationality and Investor Type)

Main Market Ownership Breakdown - By Nationality and Investor Type							
Nationality	Investor Type	As of 31 October 2018		As of 29 November 2018		Monthly Change	
		Holding Value (SAR)	Ownership (%)	Holding Value (SAR)	Ownership (%)	Δ Holding Value (SAR)	Δ Ownership (%)
Saudi	Individuals:						
	Retail	72,472,168,893	3.85%	71,591,187,656	3.93%	-880,981,237	0.08%
	HNWIs	144,408,536,777	7.68%	143,367,921,878	7.87%	-1,040,614,899	0.19%
	IPIs	254,901,834,705	13.55%	248,831,059,985	13.66%	-6,070,774,720	0.11%
	Individual DPMs	5,079,703,607	0.27%	4,876,739,177	0.27%	-202,964,430	0.00%
	Sub Total (Individuals)	476,862,243,982	25.35%	468,666,908,696	25.72%	-8,195,335,286	0.37%
	Institutions:						
	Corporates	292,073,901,265	15.53%	283,899,426,933	15.58%	-8,174,474,332	0.05%
	Mutual Funds	90,008,075,951	4.78%	88,344,811,234	4.85%	-1,663,264,717	0.06%
	GRE's	762,619,897,531	40.54%	730,934,622,691	40.11%	-31,685,274,840	-0.43%
	Institution DPMs	133,500,509,410	7.10%	128,838,813,735	7.07%	-4,661,695,675	-0.03%
	Sub Total (Institutions)	1,278,202,384,157	67.95%	1,232,017,674,593	67.61%	-46,184,709,563	-0.34%
Total Saudi Investors	1,755,064,628,138	93.30%	1,700,684,583,289	93.33%	-54,380,044,849	0.03%	
GCC	Individuals	2,957,823,898	0.16%	2,816,625,718	0.15%	-141,198,180	0.00%
	Institutions	33,719,394,676	1.79%	32,850,166,491	1.80%	-869,228,185	0.01%
	GCC DPMs	839,348,095	0.04%	817,754,689	0.04%	-21,593,406	0.00%
	Total GCC Investors	37,516,566,669	1.99%	36,484,546,898	2.00%	-1,032,019,771	0.01%
Foreign	SWAP Holders	9,810,390,843	0.52%	9,105,637,846	0.50%	-704,752,997	-0.02%
	Foreign Residents	3,298,413,578	0.18%	3,251,249,649	0.18%	-47,163,929	0.00%
	QFIs	13,558,046,766	0.72%	12,864,465,981	0.71%	-693,580,785	-0.01%
	Foreign DPMs	3,406,880,012	0.18%	3,859,301,545	0.21%	452,421,533	0.03%
	Strategic Partners	58,514,606,802	3.11%	55,961,283,548	3.07%	-2,553,323,254	-0.04%
Total Foreign Investors	88,588,338,001	4.71%	85,041,938,569	4.67%	-3,546,399,432	-0.04%	
Grand Total		1,881,169,532,808	100.00%	1,822,211,068,756	100.00%	-58,958,464,052	

Monthly Report - Main Market

Ownership Value (by Investor Classification)

Main Market Ownership Breakdown - By Investor Classification

Investor Classification	As of 31 October 2018		As of 29 November 2018		Monthly Change	
	Holding Value (SAR)	Ownership (%)	Holding Value (SAR)	Ownership (%)	Δ Holding Value (SAR)	Δ Ownership (%)
Institutional	1,658,032,589,662	88.14%	1,601,184,083,855	87.87%	-56,848,505,807	-0.27%
Non-Institutional	223,136,943,146	11.86%	221,026,984,901	12.13%	-2,109,958,245	0.27%
Grand Total	1,881,169,532,808	100.00%	1,822,211,068,756	100.00%	-58,958,464,052	

Definitions


Institutional:

Refers to investors with institutional behavior including GREs, Saudi Corporates, Saudi Mutual Funds, Saudi and Non-Saudi DPMs, Saudi Individual Professional Investors (IPI), SWAP Holders, Foreign Strategic Partners and Qualified Foreign Investors (QFI).

Non Institutional:

Refers to investors with non-institutional behavior including Saudi Retail Investors, Saudi High Net Worth Investors (HNWI), GCC Individuals and Foreign Residents.

Nomu-Parallel Market - Highlights




The total value of shares traded for the month ending 29 November 2018 amounted to SAR 21.04 million, increasing by 1.55% over the previous month; while total stock market capitalization reached SAR 2,076.36 million at the end of this period, decreasing by 1.45% over the previous month.

- ▶ The total value of shares purchased by “Saudi Investors” during this period amounted to SAR 19.52 million representing 92.76% of total buying activity, and sales of SAR 20.56 million representing 97.74% of total selling activity. Total ownership of “Saudi Investors” stood at 98.63% of total market capitalization as of 29 November 2018, representing a decrease of 0.04% from the previous month.
- ▶ The total value of shares purchased by “GCC Investors” during this period amounted to SAR 0.27 million representing 1.29% of total buying activity, and sales of SAR 0.23 million representing 1.09% of total selling activity. Total ownership of “GCC Investors” stood at 0.68% of total market capitalization as of 29 November 2018, representing an increase of 0.01% from the previous month.
- ▶ The total value of shares purchased by “Foreign Investors” during this period amounted to SAR 1.25 million representing 5.95% of total buying activity, and sales of SAR 0.25 million representing 1.17% of total selling activity. Total ownership of “Foreign Investors” stood at 0.70% of total market capitalization as of 29 November 2018 representing an increase of 0.04% from the previous month.



Nomu-Parallel Market - Value Traded & Ownership Breakdown



Monthly Report – Nomu-Parallel Market

Value Traded (by Nationality, Investor Type, & Classification)

Nomu-Parallel Market Value Traded Breakdown - By Nationality and Investor Type							
Nationality	Investor Type	Buy		Sell		Net Value Traded	
		SAR	% of Total Buys	SAR	% of Total Sells	SAR (Buy - Sell)	Difference (% Buy - % Sell)
Saudi	Individuals	18,951,728	90.07%	17,192,630	81.71%	1,759,098	8.36%
	Corporates	526,346	2.50%	133,730	0.64%	392,616	1.87%
	Institution	39,274	0.19%	3,238,362	15.39%	-3,199,088	-15.20%
	Total Saudi Investors	19,517,348	92.76%	20,564,722	97.74%	-1,047,374	-4.98%
GCC	Individuals	0	0.00%	23,460	0.11%	-23,460	-0.11%
	Institutions	272,096	1.29%	205,300	0.98%	66,796	0.32%
	Total GCC Investors	272,096	1.29%	228,760	1.09%	43,336	0.21%
Foreign	SWAP Holders	0	0.00%	0	0.00%	0	0.00%
	Foreign Residents	360,372	1.71%	73,141	0.35%	287,231	1.37%
	QFIs	890,663	4.23%	173,856	0.83%	716,807	3.41%
	Total Foreign Investors	1,251,034	5.95%	246,997	1.17%	1,004,038	4.77%
Grand Total		21,040,478	100.00%	21,040,478	100.00%		

Nomu-Parallel Market Value Traded Breakdown - By Investor Classification						
Investor Classification	Buy		Sell		Net Value Traded	
	SAR	% of Total Buys	SAR	% of Total Sells	SAR (Buy - Sell)	Difference (% Buy - % Sell)
Institutional	1,728,379	8.21%	3,751,248	17.83%	-2,022,870	-9.61%
Non-Institutional	19,312,099	91.79%	17,289,230	82.17%	2,022,870	9.61%
Grand Total	21,040,478	100.00%	21,040,478	100.00%		

Institutional:

Refers to investors with institutional behavior including Saudi Corporates and Institutions (GREs & Mutual Funds), GCC Institutions (GREs, Corporate & Mutual Funds), SWAP Holders, and Qualified Foreign Investors (QFI).

Non Institutional:

Refers to investors with non-institutional behavior including Qualified Saudi and GCC Individuals and Qualified Foreign Residents.

Ownership Value (by Nationality, Investor Type, & Classification)

Nomu-Parallel Market Ownership Breakdown - By Nationality and Investor Type							
Nationality	Investor Type	As of 31 October 2018		As of 29 November 2018		Monthly Change	
		Holding Value (SAR)	Ownership (%)	Holding Value (SAR)	Ownership (%)	Δ Holding Value (SAR)	Δ Ownership (%)
Saudi	Individuals	1,927,351,055	91.47%	1,904,875,344	91.74%	-22,475,711	0.27%
	Corporates	112,488,529	5.34%	109,571,651	5.28%	-2,916,878	-0.06%
	Institution	39,180,322	1.86%	33,411,085	1.61%	-5,769,236	-0.25%
	Total Saudi Investors	2,079,019,905	98.67%	2,047,858,081	98.63%	-31,161,824	-0.04%
GCC	Individuals	23,322	0.00%	0	0.00%	-23,322	0.00%
	Institutions	14,099,089	0.67%	14,063,949	0.68%	-35,140	0.01%
	Total GCC Investors	14,122,411	0.67%	14,063,949	0.68%	-58,462	0.01%
Foreign	SWAP Holders	158,299	0.01%	169,970	0.01%	11,671	0.00%
	Foreign Residents	2,087,390	0.10%	2,329,162	0.11%	241,772	0.01%
	QFIs	11,608,614	0.55%	11,940,038	0.58%	331,424	0.02%
	Total Foreign Investors	13,854,304	0.66%	14,439,170	0.70%	584,866	0.04%
Grand Total		2,106,996,620	100.00%	2,076,361,200	100.00%	-30,635,420	

Nomu-Parallel Market Ownership Breakdown - By Investor Classification						
Investor Classification	As of 31 October 2018		As of 29 November 2018		Monthly Change	
	Holding Value (SAR)	Ownership (%)	Holding Value (SAR)	Ownership (%)	Δ Holding Value (SAR)	Δ Ownership (%)
Institutional	177,534,853	8.43%	169,156,694	8.15%	-8,378,159	-0.28%
Non-Institutional	1,929,461,767	91.57%	1,907,204,506	91.85%	-22,257,261	0.28%
Grand Total	2,106,996,620	100.00%	2,076,361,200	100.00%	-30,635,420	

Institutional:

Refers to investors with institutional behavior including Saudi Corporates and Institutions (GREs & Mutual Funds), GCC Institutions (GREs, Corporate & Mutual Funds), SWAP Holders, and Qualified Foreign Investors (QFI).

Non Institutional:

Refers to investors with non-institutional behavior including Qualified Saudi and GCC Individuals and Qualified Foreign Residents.

السوق المالية السعودية
Saudi Stock Exchange

تداول
Tadawul

Thank you

